

Manufacturers of Ball and Roller Bearings



SCHEERER
BEARING CORPORATION



Bearing Product Catalog





Specify Scheerer and Benefit

3

Ways: 1. Eliminate Costly Machine

Engineering. Design. Manufacturing. **Reconditioning. Repair. Modification.**

We manufacture ball and roller bearings of every type and almost any size. People ask us “how big?” And we answer, “BIG!” We’ve built bearings up to 120 inches OD for heavy industry. We are working with some of the most respected companies in the world as well as with exciting new innovators of emerging technologies.



Redesign, 2. Greater Design Freedom, 3. Minimize Downtime

USING THIS CATALOG

This catalog is intended to show you some of the bearings which we are capable of manufacturing. This is only a small sampling of the wide variety of sizes we can make.

Because of the large variety of bearings we manufacture, the bearing you require may not be available from stock.

All bearings with cages are supplied with a machined bronze retainer unless you have a specific requirement.

Bearings can be modified upon request. Bearings can be provided with:

- larger corner radii
- flush ground for back-to-back, face-to-face, tandem mounting, or your specific requirements
- taper bore
- modified internal clearances (on most bearings)
- lubrication features such as W-33, W-26 and others

NOTE: While every attempt has been made to ensure the accuracy of the data in this catalog, no responsibility for printer's errors or omissions may be assumed. Specifications and other information are subject to change without notice.

Besides specializing in the manufacture of large size standard bearings, we also produce ball and roller bearings of practically every kind to individual specifications or requirements.

Scheerer offers a full range of inch and metric bearings

Because of our highly flexible manufacturing process, we are able to give our entire attention to your problems promptly and precisely.

Three Benefits When You Specify Scheerer

1. Eliminate Costly Machinery Redesign

Our ability to reliably replace bearings eliminates the need for costly rebuilding of machinery and equipment for which bearings are not, or no longer, available through traditional channels.

2. Obtain Greater Design Freedom

Our bearings give the freedom to design machinery and equipment purely in terms of function—unrestricted by limitations imposed by standard bearings.

3. Cut Costly Downtime

Our prompt customer attention and quick delivery help you minimize downtime.

Superior Materials. Superior Machining. Superior Quality.

Increasingly heavy unit loads, higher speeds, and torturous operating conditions demand bearings manufactured to the most rigid metallurgical and dimensional standards. The analytically-controlled metallurgical properties of Scheerer bearings are your assurance of superior bearings with prolonged life. The majority of Scheerer bearings are made from the cleanest commercially available bearing alloy steels, machined to close tolerances.

The retainers are made from precision machined centrifugally cast bronze or phenolic composites. They are also available in many other materials.

Engineered Solutions, Special Materials, and Operational Environments

We can also provide you with bearings that will operate in demanding environments or extreme temperatures and require special materials. Since we specialize in solving individual problems, we are able to concentrate our high degree of creativity to your unique requirements.

SCHEERER Index

SERIES	PAGE	SERIES	PAGE	SERIES	PAGE	SERIES	PAGE
CT	50	NJ-3000	15	RN-400	16	RU-5200	16 - 19
HW	53	NN-4900	32	RN-5000	16 - 19	RU-5300	16 - 19
LBA	35	NNC	29 - 31	RN-5100	16 - 19	RU-7000	19
LBC	35	NNCF	29 - 31	RN-5200	16 - 19	RU-7300	19
LBH	35	NNCL	29 - 31	RN-5300	16 - 19	TP-700	48
LRI...C	21	NNF	29 - 31	RN-7000	19	TR-700	49
LRI...F	21	NNU-4900	32	RN-7300	19	WCT	50
LRI...J	21	NP-1000	6	RP-100	16 - 19	XLBA	34
LRI...N	21	NU-1000	6	RP-200	16 - 19	XLBC	34
LRI...U	21	NU-1800	7	RP-300	16 - 19	XLBH	34
MRI...C	22	NU-1900	8 - 9	RP-400	16	XLRI...-C	20
MRI...F	22	NU-2000	10	RP-5000	16 - 19	XLRI...-F	20
MRI...J	22	NU-2200	11	RP-5100	16 - 19	XLRI...-J	20
MRI...N	22	NU-2300	12	RP-5200	16 - 19	XLRI...-N	20
MRI...U	22	NU-2900	13 - 14	RP-5300	16 - 19	XLRI...-U	20
MBA	35	NU-3000	15	RP-7000	19	XW	53
MBC	35	NUP-1000	6	RP-7300	19	6000	39
MBH	35	NUP-1800	7	RR-100	16 - 19	6000-H	39
MW	53	NUP-1900	8 - 9	RR-200	16 - 19	6200	40
N-1000	6	NUP-2000	10	RR-300	16 - 19	6200-H	40
N-1800	7	NUP-2200	11	RR-400	16	6300	41
N-1900	8 - 9	NUP-2300	12	RR-1000	6	6300-H	41
N-2000	10	NUP-2900	13 - 14	RR-5000	16 - 19	6400	41
N-2200	11	NUP-3000	15	RR-5100	16 - 19	6400-H	41
N-2300	12	QJ-1000	42	RR-5200	16 - 19	7000	39
N-2900	13 - 14	QJ-1200	43	RR-5300	16 - 19	7200	40
N-3000	15	QJ-200	44	RR-7000	19	7300	41
NCF	23 - 28	QJ-300	45	RR-7300	19	7400	41
NF-1000	6	QJ-400	45	RT-100	16 - 19	16000	38
NF-1800	7	QJM	46	RT-200	16 - 19	22000	33
NF-1900	8 - 9	RF-100	16 - 19	RT-300	16 - 19	23000	33
NF-2000	10	RF-200	16 - 19	RT-400	16	51100	54
NF-2200	11	RF-300	16 - 19	RT-5000	16 - 19	51200	54
NF-2300	12	RF-400	16	RT-5100	16 - 19	51300	55
NF-2900	13 - 14			RT-5200	16 - 19	51400	55
NF-3000	15	RJ-5000	16 - 19	RT-5300	16 - 19	61800	36
NJ-1000	6	RJ-5100	16 - 19	RT-7000	19	61900	37
NJ-1800	7	RJ-5200	16 - 19	RT-7300	19	71800	36
NJ-1900	8 - 9	RJ-5300	16 - 19	RU-100	16 - 19	71900	37
NJ-2000	10	RJ-7000	19	RU-200	16 - 19	81100	51
NJ-2200	11	RJ-7300	19	RU-300	16 - 19	81200	51
NJ-2300	12	RN-100	16 - 19	RU-400	16	81300	52
NJ-2900	13 - 14	RN-200	16 - 19	RU-5000	16 - 19	81400	52
		RN-300	16 - 19	RU-5100	16 - 19		

Manufacturer	Abbreviation
American Roller Bearing	AM
Andrews Bearing Corp.	AND
Fafnir Bearing Co.	FAF
FAG	FAG
INA	INA
MRC Bearings	MRC

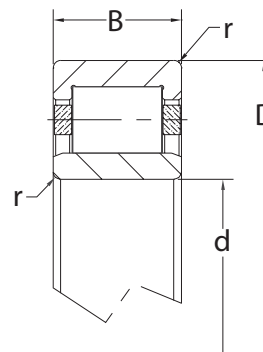
Manufacturer	Abbreviation
New Departure Hyatt	NDH
Norma-Hoffman	NH
Ransome Hoffman Pollard LTD	RHP
Rollway Bearings	RWY
SKF Bearings	SKF
Timken / Torrington	TOR

Other Manufacturers' Cross Reference

SERIES	MFG	PAGE	SERIES	MFG	PAGE	SERIES	MFG	PAGE
3L..	NDH	39	AM-5100	AM	16-19	MU-5200	RWY	16-19
100-KS	MRC	39	AM-5300	AM	16-19	MU-5300	RWY	16-19
200-M	MRC	40	AM-5200	AM	16-19	MUC-100	RWY	16-19
200-R	MRC	40	AM-7300	AM	19	MUC-200	RWY	16-19
200-S	MRC	40	AT-700	RWY	49	MUC-300	RWY	16-19
200-W	FAF	41	BIA-	TOR	34	MUC-400	RWY	16-17
300-K	FAF	41	BIC-	TOR	34	MUC-5100	RWY	16-19
300-M	MRC	41	BIH-	TOR	28	MUC-5200	RWY	16-19
300-R	MRC	41	BU-1000-L	NDH	16-19	MUC-5300	RWY	16-19
300-S	MRC	41	BU-1000-Z	NDH	16-19	MUL-100	RWY	16-19
300-W	FAF	41	BU-1200-L	NDH	16-19	MUL-200	RWY	16-19
400-K	FAF	41	BU-1200-Z	NDH	16-19	MUL-300	RWY	16-19
400-M	MRC	41	BU-1300-L	NDH	16-19	MUL-5100	RWY	16-19
400-R	MRC	41	BU-5200-L	NDH	16-19	MUL-5200	RWY	16-19
400-S	MRC	41	BU-5200-Z	NDH	16-19	MUL-5300	RWY	16-19
400-W	FAF	41	BU-5300-L	NDH	16-19	MW-	RWY	53
1900-S	MRC	37	BU-5300-Z	NDH	16-19	N-1000-M	NH	16
6000	SKF	39	CC-100	AM	16-19	N-1900-M	INA-FAG	8-9
6200	SKF	40	CC-200	AM	16-19	N-200	SKF	16-19
6300	SKF	41	CC-300	AM	16-19	N-300	SKF	16-19
6400	SKF	41	CD-100	AM	16-19	N-400	SKF	16-17
6900	SKF	37	CD-200	AM	16-19	NF-1000-M	INA-FAG	6
7000-BMG	SKF	39	CD-300	AM	16-19	NF-200	SKF	16-19
7100-KR	MRC	39	CDD-100	AM	16-19	NF-300	SKF	16-19
7200-BMG	SKF	40	CDD-200	AM	16-19	NF-400	SKF	16-17
7200-DU	MRC	40	CDD-300	AM	16-19	NJ-1000-M	INA-FAG	6
7200-W	FAF	40	CD-100	AM	16-19	NJ-200	SKF	16-19
7300-BMG	SKF	41	CD-200	AM	16-19	NJ-300	SKF	16-19
7300-WO-MBR	FAF	41	CE-300	AM	16-19	NJ-400	SKF	16-17
7400-BMG	SKF	41	CM-100	AM	16-19	NU-1000-M	INA-FAG	6
7400-PW-MBR	FAF	41	CM-200	AM	16-19	NU-200	SKF	16-19
9100-K	FAF	39	CM-300	AM	16-19	NU-300	SKF	16-19
9200-U	MRC	44	CS-100	RWY	16-19	NU-400	SKF	16-17
9300-U	MRC	45	HT-	RHP	53	NUP-200	SKF	16-19
16000	FAG	38	HW-	AND	53	NUP-300	SKF	16-19
51100	SKF	54	JRN-1200-WB	NDH	16-19	NUP-400	SKF	16-17
51200	SKF	54	LJ-	RHP	35	QJ-200	SKF	44
51300	SKF	55	LLRJN-	RHP	21	QJ-300	SKF	45
51400	SKF	55	LRJ-	RHP	21	QJ-400	SKF	45
61800	SKF	36	LRJA-	RHP	21	R-1000-WB	NDH	6
61900	SKF	37	LS-	FAG	35	R-1200-TS	NDH	12
71800	SKF	36	MCS-100	RWY	16-19	R-1300-WB	NDH	15
71900	SKF	37	MCS-200	RWY	16-19	R-5200-WB	NDH	16-19
81100	SKF	51	MCS-300	RWY	16-19	R-5300-WB	NDH	16-19
81200	SKF	51	MCS-400	RWY	16-17	RF-	TOR	16-19
81300	SKF	52	MCS-5100	RWY	16-19	RLS-	INA-FAG	21
81400	SKF	52	MCS-5200	RWY	16-19	RLS-...L	INA-FAG	21
A-1000-WB	NDH	6	MCS-5300	RWY	16-19	RLS-...LL	INA-FAG	21
A-1200-TS	NDH	12	MJ-	RHP	35	RM-...L	INA-FAG	22
A-1300-TS	NDH	15	ML-100	RWY	16-19	RMS-	INA-FAG	22
A-5200-WB	TOR	16-19	ML-200	RWY	16-19	RMS-...L	INA-FAG	22
A-5200-TS	NDH	16-19	ML-300	RWY	16-19	RN-	TOR	16-19
A-5300-TS	NDH	16-19	ML-400	RWY	16-17	RP-	TOR	16-19
A-7000	AM	19	ML-5100	RWY	16-19	RT-	TOR	16-19
A-7300	AM	19	ML-5200	RWY	16-19	RTH-700	AND	48
AC-5000	AM	16-19	ML-5300	RWY	16-19	RTWH-700	AND	49
AC-5100	AM	16-19	MN-100	RWY	16-19	RU-	TOR	16-19
AC-5200	AM	16-19	MN-200	RWY	16-19	RXLS-	NH	20
AC-5300	AM	16-19	MN-300	RWY	16-19	T-700	RWY	48
AC-7300	AM	19	MN-400	RWY	16-17	TP-	TOR	48
AD-5000	AM	16-19	MN-5100	RWY	16-19	TP-100	AM	48
AD-5100	AM	16-19	MN-5200	RWY	16-19	TPS-	TOR	49
AD-5200	AM	16-19	MN-5300	RWY	16-19	XLJ-	RHP	34
AD-5300	AM	16-19	MRJ-	RHP	22	XLRJ-	RHP	20
ADA-7300	AM	19	MRJA-	RHP	22	XLS-	NH	34
ADD-7300	AM	19	MS-	FAG	35	XLT-	RHP	53
AE-5000	AM	16-19	MT-	RHP	53	XW-	AND	53
AE-5100	AM	16-19	MU-100	RWY	16-19			
AE-5200	AM	16-19	MU-200	RWY	16-19			
AE-5300	AM	16-19	MU-300	RWY	16-19			
AE-7300	AM	19	MU-400	RWY	16-17			
AM-5000	AM	16-19	MU-5100	RWY	16-19			

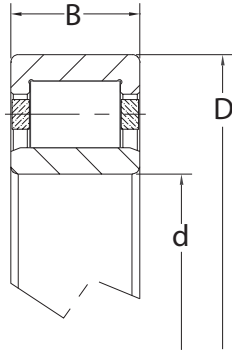
Cylindrical Roller Bearings

Single Row Standard



							d I.D.		D O.D.		B WIDTH		r MAX FILLET RADIUS
NU	N	NJ	NF	NUP	NP	RR	MM	INCH	MM	INCH	MM	INCH	INCH
NU-1028	N-1028	NJ-1028	NF-1028	NUP-1028	NP-1028	RR-1028	140	5.5118	210	8.2677	33	1.2992	0.080
NU-1032	N-1032	NJ-1032	NF-1032	NUP-1032	NP-1032	RR-1032	160	6.2992	240	9.4488	38	1.4961	0.080
NU-1034	N-1034	NJ-1034	NF-1034	NUP-1034	NP-1034	RR-1034	170	6.6929	260	10.2362	42	1.6535	0.080
NU-1036	N-1036	NJ-1036	NF-1036	NUP-1036	NP-1036	RR-1036	180	7.0866	280	11.0236	46	1.8110	0.080
NU-1038	N-1038	NJ-1038	NF-1038	NUP-1038	NP-1038	RR-1038	190	7.4803	290	11.4173	46	1.8110	0.080
NU-1040	N-1040	NJ-1040	NF-1040	NUP-1040	NP-1040	RR-1040	200	7.8740	310	12.2047	51	2.0079	0.080
NU-1042	N-1042	NJ-1042	NF-1042	NUP-1042	NP-1042	RR-1042	210	8.2677	325	12.7953	51	2.0079	0.080
NU-1044	N-1044	NJ-1044	NF-1044	NUP-1044	NP-1044	RR-1044	220	8.6614	340	13.3858	56	2.2047	0.100
NU-1046	N-1046	NJ-1046	NF-1046	NUP-1046	NP-1046	RR-1046	230	9.0551	350	13.7795	56	2.2047	0.100
NU-1048	N-1048	NJ-1048	NF-1048	NUP-1048	NP-1048	RR-1048	240	9.4488	360	14.1732	56	2.2047	0.100
NU-1050	N-1050	NJ-1050	NF-1050	NUP-1050	NP-1050	RR-1050	250	9.8425	380	14.9606	60	2.3622	0.100
NU-1052	N-1052	NJ-1052	NF-1052	NUP-1052	NP-1052	RR-1052	260	10.2362	400	15.7480	65	2.5591	0.120
NU-1056	N-1056	NJ-1056	NF-1056	NUP-1056	NP-1056	RR-1056	280	11.0236	420	16.5354	65	2.5591	0.120
NU-1060	N-1060	NJ-1060	NF-1060	NUP-1060	NP-1060	RR-1060	300	11.8110	460	18.1102	74	2.9134	0.120
NU-1064	N-1064	NJ-1064	NF-1064	NUP-1064	NP-1064	RR-1064	320	12.5984	480	18.8976	74	2.9134	0.120
NU-1068	N-1068	NJ-1068	NF-1068	NUP-1068	NP-1068	RR-1068	340	13.3858	520	20.4724	82	3.2283	0.160
NU-1072	N-1072	NJ-1072	NF-1072	NUP-1072	NP-1072	RR-1072	360	14.1732	540	21.2598	82	3.2283	0.160
NU-1076	N-1076	NJ-1076	NF-1076	NUP-1076	NP-1076	RR-1076	380	14.9606	560	22.0472	82	3.2283	0.160
NU-1080	N-1080	NJ-1080	NF-1080	NUP-1080	NP-1080	RR-1080	400	15.7480	600	23.6220	90	3.5433	0.160
NU-1084	N-1084	NJ-1084	NF-1084	NUP-1084	NP-1084	RR-1084	420	16.5354	620	24.4094	90	3.5433	0.160
NU-1088	N-1088	NJ-1088	NF-1088	NUP-1088	NP-1088	RR-1088	440	17.3228	650	25.5906	94	3.7008	0.200
NU-1092	N-1092	NJ-1092	NF-1092	NUP-1092	NP-1092	RR-1092	460	18.1102	680	26.7717	100	3.9370	0.200
NU-1096	N-1096	NJ-1096	NF-1096	NUP-1096	NP-1096	RR-1096	480	18.8976	700	27.5591	100	3.9370	0.200
NU-10/500	N-10/500	NJ-10/500	NF-10/500	NUP-10/500	NP-10/500	RR-10/500	500	19.6850	720	28.3465	100	3.9370	0.200
NU-10/530	N-10/530	NJ-10/530	NF-10/530	NUP-10/530	NP-10/530	RR-10/530	530	20.8661	780	30.7087	112	4.4094	0.250
NU-10/560	N-10/560	NJ-10/560	NF-10/560	NUP-10/560	NP-10/560	RR-10/560	560	22.0472	820	32.2835	115	4.5276	0.250
NU-10/600	N-10/600	NJ-10/600	NF-10/600	NUP-10/600	NP-10/600	RR-10/600	600	23.6220	870	34.2520	118	4.6457	0.250
NU-10/630	N-10/630	NJ-10/630	NF-10/630	NUP-10/630	NP-10/630	RR-10/630	630	24.8031	920	36.2205	128	5.0394	0.250
NU-10/670	N-10/670	NJ-10/670	NF-10/670	NUP-10/670	NP-10/670	RR-10/670	670	26.3780	980	38.5827	136	5.3543	0.250
NU-10/710	N-10/710	NJ-10/710	NF-10/710	NUP-10/710	NP-10/710	RR-10/710	710	27.9528	1030	40.5512	140	5.5118	0.312
NU-10/750	N-10/750	NJ-10/750	NF-10/750	NUP-10/750	NP-10/750	RR-10/750	750	29.5276	1090	42.9134	150	5.9055	0.312
NU-10/800	N-10/800	NJ-10/800	NF-10/800	NUP-10/800	NP-10/800	RR-10/800	800	31.4961	1150	45.2756	155	6.1024	0.312
NU-10/850	N-10/850	NJ-10/850	NF-10/850	NUP-10/850	NP-10/850	RR-10/850	850	33.4646	1220	48.0315	165	6.4961	0.312
NU-10/900	N-10/900	NJ-10/900	NF-10/900	NUP-10/900	NP-10/900	RR-10/900	900	35.4331	1280	50.3937	170	6.6929	0.312
NU-10/950	N-10/950	NJ-10/950	NF-10/950	NUP-10/950	NP-10/950	RR-10/950	950	37.4016	1360	53.5433	180	7.0866	0.312

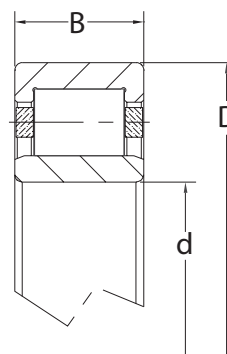
SCHEERER
Cylindrical Roller Bearings
 Single Row Standard










							d I.D.		D O.D.		B WIDTH	
NU	N	NJ	NF	NUP	NP	RR	MM	INCH	MM	INCH	MM	INCH
NU-1840-M	N-1840-M	NJ-1840-M	NF-1840-M	NUP-1840-M	NP-1840-M	RR-1840-M	200	7.8740	250	9.8425	24	0.9449
NU-1844-M	N-1844-M	NJ-1844-M	NF-1844-M	NUP-1844-M	NP-1844-M	RR-1844-M	220	8.6614	270	10.6299	24	0.9449
NU-1848-M	N-1848-M	NJ-1848-M	NF-1848-M	NUP-1848-M	NP-1848-M	RR-1848-M	240	9.4488	300	11.8110	28	1.1024
NU-1852-M	N-1852-M	NJ-1852-M	NF-1852-M	NUP-1852-M	NP-1852-M	RR-1852-M	260	10.2362	320	12.5984	28	1.1024
NU-1856-M	N-1856-M	NJ-1856-M	NF-1856-M	NUP-1856-M	NP-1856-M	RR-1856-M	280	11.0236	350	13.7795	33	1.2992
NU-1860-M	N-1860-M	NJ-1860-M	NF-1860-M	NUP-1860-M	NP-1860-M	RR-1860-M	300	11.8110	380	14.9606	38	1.4961
NU-1864-M	N-1864-M	NJ-1864-M	NF-1864-M	NUP-1864-M	NP-1864-M	RR-1864-M	320	12.5984	400	15.7480	38	1.4961
NU-1868-M	N-1868-M	NJ-1868-M	NF-1868-M	NUP-1868-M	NP-1868-M	RR-1868-M	340	13.3858	420	16.5354	38	1.4961
NU-1872-M	N-1872-M	NJ-1872-M	NF-1872-M	NUP-1872-M	NP-1872-M	RR-1872-M	360	14.1732	440	17.3228	38	1.4961
NU-1876-M	N-1876-M	NJ-1876-M	NF-1876-M	NUP-1876-M	NP-1876-M	RR-1876-M	380	14.9606	480	18.8976	46	1.8110
NU-1880-M	N-1880-M	NJ-1880-M	NF-1880-M	NUP-1880-M	NP-1880-M	RR-1880-M	400	15.7480	500	19.6850	46	1.8110
NU-1884-M	N-1884-M	NJ-1884-M	NF-1884-M	NUP-1884-M	NP-1884-M	RR-1884-M	420	16.5354	520	20.4724	46	1.8110
NU-1888-M	N-1888-M	NJ-1888-M	NF-1888-M	NUP-1888-M	NP-1888-M	RR-1888-M	440	17.3228	540	21.2598	46	1.8110
NU-1892-M	N-1892-M	NJ-1892-M	NF-1892-M	NUP-1892-M	NP-1892-M	RR-1892-M	460	18.1102	580	22.8346	56	2.2047
NU-1896-M	N-1896-M	NJ-1896-M	NF-1896-M	NUP-1896-M	NP-1896-M	RR-1896-M	480	18.8976	600	23.6220	56	2.2047
NU-18/500-M	N-18/500-M	NJ-18/500-M	NF-18/500-M	NUP-18/500-M	NP-18/500-M	RR-18/500-M	500	19.6850	620	24.4094	56	2.2047
NU-18/530-M	N-18/530-M	NJ-18/530-M	NF-18/530-M	NUP-18/530-M	NP-18/530-M	RR-18/530-M	530	20.8661	650	25.5906	56	2.2047
NU-18/560-M	N-18/560-M	NJ-18/560-M	NF-18/560-M	NUP-18/560-M	NP-18/560-M	RR-18/560-M	560	22.0472	680	26.7717	56	2.2047
NU-18/600-M	N-18/600-M	NJ-18/600-M	NF-18/600-M	NUP-18/600-M	NP-18/600-M	RR-18/600-M	600	23.6220	730	28.7402	60	2.3622
NU-18/630-M	N-18/630-M	NJ-18/630-M	NF-18/630-M	NUP-18/630-M	NP-18/630-M	RR-18/630-M	630	24.8031	780	30.7087	69	2.7165
NU-18/670-M	N-18/670-M	NJ-18/670-M	NF-18/670-M	NUP-18/670-M	NP-18/670-M	RR-18/670-M	670	26.3780	820	32.2835	69	2.7165
NU-18/710-M	N-18/710-M	NJ-18/710-M	NF-18/710-M	NUP-18/710-M	NP-18/710-M	RR-18/710-M	710	27.9528	870	34.2520	74	2.9134
NU-18/750-M	N-18/750-M	NJ-18/750-M	NF-18/750-M	NUP-18/750-M	NP-18/750-M	RR-18/750-M	750	29.5276	920	36.2205	78	3.0709
NU-18/800-M	N-18/800-M	NJ-18/800-M	NF-18/800-M	NUP-18/800-M	NP-18/800-M	RR-18/800-M	800	31.4961	980	38.5827	82	3.2283
NU-18/850-M	N-18/850-M	NJ-18/850-M	NF-18/850-M	NUP-18/850-M	NP-18/850-M	RR-18/850-M	850	33.4646	1030	40.5512	82	3.2283
NU-18/900-M	N-18/900-M	NJ-18/900-M	NF-18/900-M	NUP-18/900-M	NP-18/900-M	RR-18/900-M	900	35.4331	1090	42.9134	85	3.3465
NU-18/950-M	N-18/950-M	NJ-18/950-M	NF-18/950-M	NUP-18/950-M	NP-18/950-M	RR-18/950-M	950	37.4016	1150	45.2756	90	3.5433
NU-18/1000-M	N-18/1000-M	NJ-18/1000-M	NF-18/1000-M	NUP-18/1000-M	NP-18/1000-M	RR-18/1000-M	1000	39.3701	1220	48.0315	100	3.9370
NU-18/1060-M	N-18/1060-M	NJ-18/1060-M	NF-18/1060-M	NUP-18/1060-M	NP-18/1060-M	RR-18/1060-M	1060	41.7323	1280	50.3937	100	3.9370
NU-18/1120-M	N-18/1120-M	NJ-18/1120-M	NF-18/1120-M	NUP-18/1120-M	NP-18/1120-M	RR-18/1120-M	1120	44.0945	1360	53.5433	106	4.1732
NU-18/1180-M	N-18/1180-M	NJ-18/1180-M	NF-18/1180-M	NUP-18/1180-M	NP-18/1180-M	RR-18/1180-M	1180	46.4567	1420	55.9055	106	4.1732
NU-18/1250-M	N-18/1250-M	NJ-18/1250-M	NF-18/1250-M	NUP-18/1250-M	NP-18/1250-M	RR-18/1250-M	1250	49.2126	1500	59.0551	112	4.4094
NU-18/1320-M	N-18/1320-M	NJ-18/1320-M	NF-18/1320-M	NUP-18/1320-M	NP-18/1320-M	RR-18/1320-M	1320	51.9685	1600	62.9921	122	4.8031
NU-18/1400-M	N-18/1400-M	NJ-18/1400-M	NF-18/1400-M	NUP-18/1400-M	NP-18/1400-M	RR-18/1400-M	1400	55.1181	1700	66.9291	132	5.1969
NU-18/1500-M	N-18/1500-M	NJ-18/1500-M	NF-18/1500-M	NUP-18/1500-M	NP-18/1500-M	RR-18/1500-M	1500	59.0551	1820	71.6535	140	5.5118
NU-18/1700-M	N-18/1700-M	NJ-18/1700-M	NF-18/1700-M	NUP-18/1700-M	NP-18/1700-M	RR-18/1700-M	1700	66.9291	2060	81.1024	160	6.2992

Cylindrical Roller Bearings

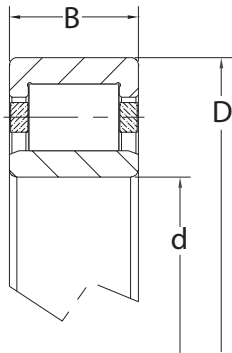
Single Row Standard



														d I.D.		D O.D.		B WIDTH	
NU	N	NJ	NF	NUP	NP	RR	MM	INCH	MM	INCH	MM	INCH	MM	INCH					
NU-1916-M	N-1916-M	NJ-1916-M	NF-1916-M	NUP-1916-M	NP-1916-M	RR-1916-M	80	3.1496	110	4.3307	16	0.6299							
NU-1917-M	N-1917-M	NJ-1917-M	NF-1917-M	NUP-1917-M	NP-1917-M	RR-1917-M	85	3.3465	120	4.7244	18	0.7087							
NU-1918-M	N-1918-M	NJ-1918-M	NF-1918-M	NUP-1918-M	NP-1918-M	RR-1918-M	90	3.5433	125	4.9213	18	0.7087							
NU-1919-M	N-1919-M	NJ-1919-M	NF-1919-M	NUP-1919-M	NP-1919-M	RR-1919-M	95	3.7402	130	5.1181	18	0.7087							
NU-1920-M	N-1920-M	NJ-1920-M	NF-1920-M	NUP-1920-M	NP-1920-M	RR-1920-M	100	3.9370	140	5.5118	20	0.7874							
NU-1921-M	N-1921-M	NJ-1921-M	NF-1921-M	NUP-1921-M	NP-1921-M	RR-1921-M	105	4.1339	145	5.7087	20	0.7874							
NU-1922-M	N-1922-M	NJ-1922-M	NF-1922-M	NUP-1922-M	NP-1922-M	RR-1922-M	110	4.3307	150	5.9055	20	0.7874							
NU-1924-M	N-1924-M	NJ-1924-M	NF-1924-M	NUP-1924-M	NP-1924-M	RR-1924-M	120	4.7244	165	6.4961	22	0.8661							
NU-1926-M	N-1926-M	NJ-1926-M	NF-1926-M	NUP-1926-M	NP-1926-M	RR-1926-M	130	5.1181	180	7.0866	24	0.9449							
NU-1928-M	N-1928-M	NJ-1928-M	NF-1928-M	NUP-1928-M	NP-1928-M	RR-1928-M	140	5.5118	190	7.4803	24	0.9449							
NU-1930-M	N-1930-M	NJ-1930-M	NF-1930-M	NUP-1930-M	NP-1930-M	RR-1930-M	150	5.9055	210	8.2677	28	1.1024							
NU-1932-M	N-1932-M	NJ-1932-M	NF-1932-M	NUP-1932-M	NP-1932-M	RR-1932-M	160	6.2992	220	8.6614	28	1.1024							
NU-1934-M	N-1934-M	NJ-1934-M	NF-1934-M	NUP-1934-M	NP-1934-M	RR-1934-M	170	6.6929	230	9.0551	28	1.1024							
NU-1936-M	N-1936-M	NJ-1936-M	NF-1936-M	NUP-1936-M	NP-1936-M	RR-1936-M	180	7.0866	250	9.8425	33	1.2992							
NU-1938-M	N-1938-M	NJ-1938-M	NF-1938-M	NUP-1938-M	NP-1938-M	RR-1938-M	190	7.4803	260	10.2362	33	1.2992							
NU-1940-M	N-1940-M	NJ-1940-M	NF-1940-M	NUP-1940-M	NP-1940-M	RR-1940-M	200	7.8740	280	11.0236	38	1.4961							
NU-1944-M	N-1944-M	NJ-1944-M	NF-1944-M	NUP-1944-M	NP-1944-M	RR-1944-M	220	8.6614	300	11.8110	38	1.4961							
NU-1948-M	N-1948-M	NJ-1948-M	NF-1948-M	NUP-1948-M	NP-1948-M	RR-1948-M	240	9.4488	320	12.5984	38	1.4961							
NU-1952-M	N-1952-M	NJ-1952-M	NF-1952-M	NUP-1952-M	NP-1952-M	RR-1952-M	260	10.2362	360	14.1732	46	1.8110							
NU-1956-M	N-1956-M	NJ-1956-M	NF-1956-M	NUP-1956-M	NP-1956-M	RR-1956-M	280	11.0236	380	14.9606	46	1.8110							
NU-1960-M	N-1960-M	NJ-1960-M	NF-1960-M	NUP-1960-M	NP-1960-M	RR-1960-M	300	11.8110	420	16.5354	56	2.2047							
NU-1964-M	N-1964-M	NJ-1964-M	NF-1964-M	NUP-1964-M	NP-1964-M	RR-1964-M	320	12.5984	440	17.3228	56	2.2047							
NU-1968-M	N-1968-M	NJ-1968-M	NF-1968-M	NUP-1968-M	NP-1968-M	RR-1968-M	340	13.3858	460	18.1102	56	2.2047							
NU-1972-M	N-1972-M	NJ-1972-M	NF-1972-M	NUP-1972-M	NP-1972-M	RR-1972-M	360	14.1732	480	18.8976	56	2.2047							
NU-1976-M	N-1976-M	NJ-1976-M	NF-1976-M	NUP-1976-M	NP-1976-M	RR-1976-M	380	14.9606	520	20.4724	65	2.5591							

SCHEERER Cylindrical Roller Bearings

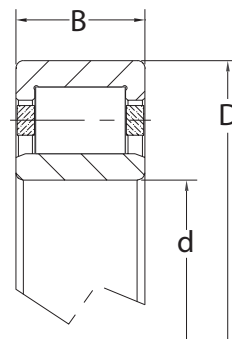
Single Row Standard


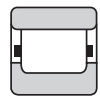

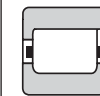





							d I.D.		D O.D.		B WIDTH	
							MM	INCH	MM	INCH	MM	INCH
NU-1980-M	N-1980-M	NJ-1980-M	NF-1980-M	NUP-1980-M	NP-1980-M	RR-1980-M	400	15.7480	540	21.2598	65	2.5591
NU-1984-M	N-1984-M	NJ-1984-M	NF-1984-M	NUP-1984-M	NP-1984-M	RR-1984-M	420	16.5354	560	22.0472	65	2.5591
NU-1988-M	N-1988-M	NJ-1988-M	NF-1988-M	NUP-1988-M	NP-1988-M	RR-1988-M	440	17.3228	600	23.6220	74	2.9134
NU-1992-M	N-1992-M	NJ-1992-M	NF-1992-M	NUP-1992-M	NP-1992-M	RR-1992-M	460	18.1102	620	24.4094	74	2.9134
NU-1996-M	N-1996-M	NJ-1996-M	NF-1996-M	NUP-1996-M	NP-1996-M	RR-1996-M	480	18.8976	650	25.5906	78	3.0709
NU-19/500-M	N-19/500-M	NJ-19/500-M	NF-19/500-M	NUP-19/500-M	NP-19/500-M	RR-19/500-M	500	19.6850	670	26.3780	78	3.0709
NU-19/530-M	N-19/530-M	NJ-19/530-M	NF-19/530-M	NUP-19/530-M	NP-19/530-M	RR-19/530-M	530	20.8661	710	27.9528	82	3.2283
NU-19/560-M	N-19/560-M	NJ-19/560-M	NF-19/560-M	NUP-19/560-M	NP-19/560-M	RR-19/560-M	560	22.0472	750	29.5276	85	3.3465
NU-19/600-M	N-19/600-M	NJ-19/600-M	NF-19/600-M	NUP-19/600-M	NP-19/600-M	RR-19/600-M	600	23.6220	800	31.4961	90	3.5433
NU-19/630-M	N-19/630-M	NJ-19/630-M	NF-19/630-M	NUP-19/630-M	NP-19/630-M	RR-19/630-M	630	24.8031	850	33.4646	100	3.9370
NU-19/670-M	N-19/670-M	NJ-19/670-M	NF-19/670-M	NUP-19/670-M	NP-19/670-M	RR-19/670-M	670	26.3780	900	35.4331	103	4.0551
NU-19/710-M	N-19/710-M	NJ-19/710-M	NF-19/710-M	NUP-19/710-M	NP-19/710-M	RR-19/710-M	710	27.9528	950	37.4016	106	4.1732
NU-19/750-M	N-19/750-M	NJ-19/750-M	NF-19/750-M	NUP-19/750-M	NP-19/750-M	RR-19/750-M	750	29.5276	1000	39.3701	112	4.4094
NU-19/800-M	N-19/800-M	NJ-19/800-M	NF-19/800-M	NUP-19/800-M	NP-19/800-M	RR-19/800-M	800	31.4961	1060	41.7323	115	4.5276
NU-19/850-M	N-19/850-M	NJ-19/850-M	NF-19/850-M	NUP-19/850-M	NP-19/850-M	RR-19/850-M	850	33.4646	1120	44.0945	118	4.6457
NU-19/900-M	N-19/900-M	NJ-19/900-M	NF-19/900-M	NUP-19/900-M	NP-19/900-M	RR-19/900-M	900	35.4331	1180	46.4567	122	4.8031
NU-19/950-M	N-19/950-M	NJ-19/950-M	NF-19/950-M	NUP-19/950-M	NP-19/950-M	RR-19/950-M	950	37.4016	1250	49.2126	132	5.1969
NU-19/1000-M	N-19/1000-M	NJ-19/1000-M	NF-19/1000-M	NUP-19/1000-M	NP-19/1000-M	RR-19/1000-M	1000	39.3701	1320	51.9685	140	5.5118
NU-19/1060-M	N-19/1060-M	NJ-19/1060-M	NF-19/1060-M	NUP-19/1060-M	NP-19/1060-M	RR-19/1060-M	1060	41.7323	1400	55.1181	140	5.5118
NU-19/1120-M	N-19/1120-M	NJ-19/1120-M	NF-19/1120-M	NUP-19/1120-M	NP-19/1120-M	RR-19/1120-M	1120	44.0945	1460	57.4803	150	5.9055
NU-19/1180-M	N-19/1180-M	NJ-19/1180-M	NF-19/1180-M	NUP-19/1180-M	NP-19/1180-M	RR-19/1180-M	1180	46.4567	1540	60.6299	160	6.2992
NU-19/1250-M	N-19/1250-M	NJ-19/1250-M	NF-19/1250-M	NUP-19/1250-M	NP-19/1250-M	RR-19/1250-M	1250	49.2126	1630	64.1732	170	6.6929
NU-19/1320-M	N-19/1320-M	NJ-19/1320-M	NF-19/1320-M	NUP-19/1320-M	NP-19/1320-M	RR-19/1320-M	1320	51.9685	1720	67.7165	175	6.8898
NU-19/1400-M	N-19/1400-M	NJ-19/1400-M	NF-19/1400-M	NUP-19/1400-M	NP-19/1400-M	RR-19/1400-M	1400	55.1181	1820	71.6535	185	7.2835
NU-19/1500-M	N-19/1500-M	NJ-19/1500-M	NF-19/1500-M	NUP-19/1500-M	NP-19/1500-M	RR-19/1500-M	1500	59.0551	1950	76.7717	195	7.6772

Cylindrical Roller Bearings

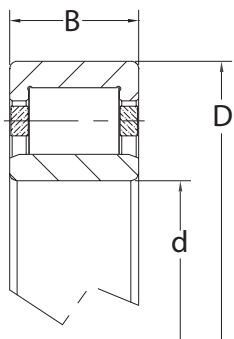
Single Row Standard



														d I.D.		D O.D.		B WIDTH	
NU	N	NJ	NF	NUP	NP	RR	MM	INCH	MM	INCH	MM	INCH	MM	INCH	MM	INCH	MM	INCH	
NU-2016-M	N-2016-M	NJ-2016-M	NF-2016-M	NUP-2016-M	NP-2016-M	RR-2016-M	80	3.1496	125	4.9213	27	1.0630							
NU-2017-M	N-2017-M	NJ-2017-M	NF-2017-M	NUP-2017-M	NP-2017-M	RR-2017-M	85	3.3465	130	5.1181	27	1.0630							
NU-2018-M	N-2018-M	NJ-2018-M	NF-2018-M	NUP-2018-M	NP-2018-M	RR-2018-M	90	3.5433	140	5.5118	30	1.1811							
NU-2019-M	N-2019-M	NJ-2019-M	NF-2019-M	NUP-2019-M	NP-2019-M	RR-2019-M	95	3.7402	145	5.7087	30	1.1811							
NU-2020-M	N-2020-M	NJ-2020-M	NF-2020-M	NUP-2020-M	NP-2020-M	RR-2020-M	100	3.9370	150	5.9055	30	1.1811							
NU-2022-M	N-2022-M	NJ-2022-M	NF-2022-M	NUP-2022-M	NP-2022-M	RR-2022-M	110	4.3307	170	6.6929	36	1.4173							
NU-2024-M	N-2024-M	NJ-2024-M	NF-2024-M	NUP-2024-M	NP-2024-M	RR-2024-M	120	4.7244	180	7.0866	36	1.4173							
NU-2026-M	N-2026-M	NJ-2026-M	NF-2026-M	NUP-2026-M	NP-2026-M	RR-2026-M	130	5.1181	200	7.8740	42	1.6535							
NU-2028-M	N-2028-M	NJ-2028-M	NF-2028-M	NUP-2028-M	NP-2028-M	RR-2028-M	140	5.5118	210	8.2677	42	1.6535							
NU-2030-M	N-2030-M	NJ-2030-M	NF-2030-M	NUP-2030-M	NP-2030-M	RR-2030-M	150	5.9055	225	8.8583	45	1.7717							
NU-2032-M	N-2032-M	NJ-2032-M	NF-2032-M	NUP-2032-M	NP-2032-M	RR-2032-M	160	6.2992	240	9.4488	48	1.8898							
NU-2034-M	N-2034-M	NJ-2034-M	NF-2034-M	NUP-2034-M	NP-2034-M	RR-2034-M	170	6.6929	260	10.2362	54	2.1260							
NU-2036-M	N-2036-M	NJ-2036-M	NF-2036-M	NUP-2036-M	NP-2036-M	RR-2036-M	180	7.0866	280	11.0236	60	2.3622							
NU-2038-M	N-2038-M	NJ-2038-M	NF-2038-M	NUP-2038-M	NP-2038-M	RR-2038-M	190	7.4803	290	11.4173	60	2.3622							
NU-2040-M	N-2040-M	NJ-2040-M	NF-2040-M	NUP-2040-M	NP-2040-M	RR-2040-M	200	7.8740	310	12.2047	66	2.5984							
NU-2044-M	N-2044-M	NJ-2044-M	NF-2044-M	NUP-2044-M	NP-2044-M	RR-2044-M	220	8.6614	340	13.3858	72	2.8346							
NU-2048-M	N-2048-M	NJ-2048-M	NF-2048-M	NUP-2048-M	NP-2048-M	RR-2048-M	240	9.4488	360	14.1732	72	2.8346							
NU-2052-M	N-2052-M	NJ-2052-M	NF-2052-M	NUP-2052-M	NP-2052-M	RR-2052-M	260	10.2362	400	15.7480	82	3.2283							
NU-2056-M	N-2056-M	NJ-2056-M	NF-2056-M	NUP-2056-M	NP-2056-M	RR-2056-M	280	11.0236	420	16.5354	82	3.2283							
NU-2060-M	N-2060-M	NJ-2060-M	NF-2060-M	NUP-2060-M	NP-2060-M	RR-2060-M	300	11.8110	460	18.1102	95	3.7402							
NU-2064-M	N-2064-M	NJ-2064-M	NF-2064-M	NUP-2064-M	NP-2064-M	RR-2064-M	320	12.5984	480	18.8976	95	3.7402							
NU-2068-M	N-2068-M	NJ-2068-M	NF-2068-M	NUP-2068-M	NP-2068-M	RR-2068-M	340	13.3858	520	20.4724	106	4.1732							
NU-2072-M	N-2072-M	NJ-2072-M	NF-2072-M	NUP-2072-M	NP-2072-M	RR-2072-M	360	14.1732	540	21.2598	106	4.1732							
NU-2076-M	N-2076-M	NJ-2076-M	NF-2076-M	NUP-2076-M	NP-2076-M	RR-2076-M	380	14.9606	560	22.0472	106	4.1732							
NU-2080-M	N-2080-M	NJ-2080-M	NF-2080-M	NUP-2080-M	NP-2080-M	RR-2080-M	400	15.7480	600	23.6220	118	4.6457							
NU-2084-M	N-2084-M	NJ-2084-M	NF-2084-M	NUP-2084-M	NP-2084-M	RR-2084-M	420	16.5354	620	24.4094	118	4.6457							
NU-2088-M	N-2088-M	NJ-2088-M	NF-2088-M	NUP-2088-M	NP-2088-M	RR-2088-M	440	17.3228	650	25.5906	122	4.8031							
NU-2092-M	N-2092-M	NJ-2092-M	NF-2092-M	NUP-2092-M	NP-2092-M	RR-2092-M	460	18.1102	680	26.7717	128	5.0394							
NU-2096-M	N-2096-M	NJ-2096-M	NF-2096-M	NUP-2096-M	NP-2096-M	RR-2096-M	480	18.8976	700	27.5591	128	5.0394							
NU-20/500-M	N-20/500-M	NJ-20/500-M	NF-20/500-M	NUP-20/500-M	NP-20/500-M	RR-20/500-M	500	19.6850	720	28.3465	128	5.0394							
NU-20/530-M	N-20/530-M	NJ-20/530-M	NF-20/530-M	NUP-20/530-M	NP-20/530-M	RR-20/530-M	530	20.8661	780	30.7087	145	5.7087							
NU-20/560-M	N-20/560-M	NJ-20/560-M	NF-20/560-M	NUP-20/560-M	NP-20/560-M	RR-20/560-M	560	22.0472	820	32.2835	150	5.9055							
NU-20/600-M	N-20/600-M	NJ-20/600-M	NF-20/600-M	NUP-20/600-M	NP-20/600-M	RR-20/600-M	600	23.6220	870	34.2520	155	6.1024							
NU-20/630-M	N-20/630-M	NJ-20/630-M	NF-20/630-M	NUP-20/630-M	NP-20/630-M	RR-20/630-M	630	24.8031	920	36.2205	170	6.6929							
NU-20/670-M	N-20/670-M	NJ-20/670-M	NF-20/670-M	NUP-20/670-M	NP-20/670-M	RR-20/670-M	670	26.3780	980	38.5827	180	7.0866							
NU-20/800-M	N-20/800-M	NJ-20/800-M	NF-20/800-M	NUP-20/800-M	NP-20/800-M	RR-20/800-M	800	31.4961	1150	45.2756	200	7.8740							

Cylindrical Roller Bearings

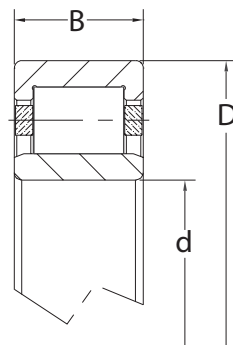
Single Row Standard










								d I.D.		D O.D.		B WIDTH	
NU	N	NJ	NF	NUP	NP	RR	MM	INCH	MM	INCH	MM	INCH	
NU-2216-M	N-2216-M	NJ-2216-M	NF-2216-M	NUP-2216-M	NP-2216-M	RR-2216-M	80	3.1496	140	5.5118	33	1.2992	
NU-2217-M	N-2217-M	NJ-2217-M	NF-2217-M	NUP-2217-M	NP-2217-M	RR-2217-M	85	3.3465	150	5.9055	36	1.4173	
NU-2218-M	N-2218-M	NJ-2218-M	NF-2218-M	NUP-2218-M	NP-2218-M	RR-2218-M	90	3.5433	160	6.2992	40	1.5748	
NU-2219-M	N-2219-M	NJ-2219-M	NF-2219-M	NUP-2219-M	NP-2219-M	RR-2219-M	95	3.7402	170	6.6929	43	1.6929	
NU-2220-M	N-2220-M	NJ-2220-M	NF-2220-M	NUP-2220-M	NP-2220-M	RR-2220-M	100	3.9370	180	7.0866	46	1.8110	
NU-2221-M	N-2221-M	NJ-2221-M	NF-2221-M	NUP-2221-M	NP-2221-M	RR-2221-M	105	4.1339	190	7.4803	50	1.9685	
NU-2222-M	N-2222-M	NJ-2222-M	NF-2222-M	NUP-2222-M	NP-2222-M	RR-2222-M	110	4.3307	200	7.8740	53	2.0866	
NU-2224-M	N-2224-M	NJ-2224-M	NF-2224-M	NUP-2224-M	NP-2224-M	RR-2224-M	120	4.7244	215	8.4646	58	2.2835	
NU-2226-M	N-2226-M	NJ-2226-M	NF-2226-M	NUP-2226-M	NP-2226-M	RR-2226-M	130	5.1181	230	9.0551	64	2.5197	
NU-2228-M	N-2228-M	NJ-2228-M	NF-2228-M	NUP-2228-M	NP-2228-M	RR-2228-M	140	5.5118	250	9.8425	68	2.6772	
NU-2230-M	N-2230-M	NJ-2230-M	NF-2230-M	NUP-2230-M	NP-2230-M	RR-2230-M	150	5.9055	270	10.6299	73	2.8740	
NU-2232-M	N-2232-M	NJ-2232-M	NF-2232-M	NUP-2232-M	NP-2232-M	RR-2232-M	160	6.2992	290	11.4173	80	3.1496	
NU-2234-M	N-2234-M	NJ-2234-M	NF-2234-M	NUP-2234-M	NP-2234-M	RR-2234-M	170	6.6929	310	12.2047	86	3.3858	
NU-2236-M	N-2236-M	NJ-2236-M	NF-2236-M	NUP-2236-M	NP-2236-M	RR-2236-M	180	7.0866	320	12.5984	86	3.3858	
NU-2238-M	N-2238-M	NJ-2238-M	NF-2238-M	NUP-2238-M	NP-2238-M	RR-2238-M	190	7.4803	340	13.3858	92	3.6220	
NU-2240-M	N-2240-M	NJ-2240-M	NF-2240-M	NUP-2240-M	NP-2240-M	RR-2240-M	200	7.8740	360	14.1732	98	3.8583	
NU-2244-M	N-2244-M	NJ-2244-M	NF-2244-M	NUP-2244-M	NP-2244-M	RR-2244-M	220	8.6614	400	15.7480	108	4.2520	
NU-2248-M	N-2248-M	NJ-2248-M	NF-2248-M	NUP-2248-M	NP-2248-M	RR-2248-M	240	9.4488	440	17.3228	120	4.7244	
NU-2252-M	N-2252-M	NJ-2252-M	NF-2252-M	NUP-2252-M	NP-2252-M	RR-2252-M	260	10.2362	480	18.8976	130	5.1181	
NU-2256-M	N-2256-M	NJ-2256-M	NF-2256-M	NUP-2256-M	NP-2256-M	RR-2256-M	280	11.0236	500	19.6850	130	5.1181	
NU-2260-M	N-2260-M	NJ-2260-M	NF-2260-M	NUP-2260-M	NP-2260-M	RR-2260-M	300	11.8110	540	21.2598	140	5.5118	
NU-2264-M	N-2264-M	NJ-2264-M	NF-2264-M	NUP-2264-M	NP-2264-M	RR-2264-M	320	12.5984	580	22.8346	150	5.9055	
NU-2268-M	N-2268-M	NJ-2268-M	NF-2268-M	NUP-2268-M	NP-2268-M	RR-2268-M	340	13.3858	620	24.4094	165	6.4961	
NU-2272-M	N-2272-M	NJ-2272-M	NF-2272-M	NUP-2272-M	NP-2272-M	RR-2272-M	360	14.1732	650	25.5906	170	6.6929	
NU-2276-M	N-2276-M	NJ-2276-M	NF-2276-M	NUP-2276-M	NP-2276-M	RR-2276-M	380	14.9606	680	26.7717	175	6.8898	
NU-2292-M	N-2292-M	NJ-2292-M	NF-2292-M	NUP-2292-M	NP-2292-M	RR-2292-M	460	18.1102	830	32.6772	212	8.3465	
NU-2296-M	N-2296-M	NJ-2296-M	NF-2296-M	NUP-2296-M	NP-2296-M	RR-2296-M	480	18.8976	870	34.2520	224	8.8189	

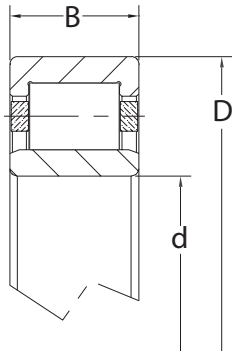
Cylindrical Roller Bearings








Single Row Standard



														d I.D.		D O.D.		B WIDTH	
NU	N	NJ	NF	NUP	NP	RR	MM	INCH	MM	INCH	MM	INCH	MM	INCH	MM	INCH	MM	INCH	
NU-2307-M	N-2307-M	NJ-2307-M	NF-2307-M	NUP-2307-M	NP-2307-M	RR-2307-M	35	1.3780	80	3.1496	31	1.2205							
NU-2308-M	N-2308-M	NJ-2308-M	NF-2308-M	NUP-2308-M	NP-2308-M	RR-2308-M	40	1.5748	90	3.5433	33	1.2992							
NU-2309-M	N-2309-M	NJ-2309-M	NF-2309-M	NUP-2309-M	NP-2309-M	RR-2309-M	45	1.7717	100	3.9370	36	1.4173							
NU-2310-M	N-2310-M	NJ-2310-M	NF-2310-M	NUP-2310-M	NP-2310-M	RR-2310-M	50	1.9685	110	4.3307	40	1.5748							
NU-2311-M	N-2311-M	NJ-2311-M	NF-2311-M	NUP-2311-M	NP-2311-M	RR-2311-M	55	2.1654	120	4.7244	43	1.6929							
NU-2312-M	N-2312-M	NJ-2312-M	NF-2312-M	NUP-2312-M	NP-2312-M	RR-2312-M	60	2.3622	130	5.1181	46	1.8110							
NU-2313-M	N-2313-M	NJ-2313-M	NF-2313-M	NUP-2313-M	NP-2313-M	RR-2313-M	65	2.5591	140	5.5118	48	1.8898							
NU-2314-M	N-2314-M	NJ-2314-M	NF-2314-M	NUP-2314-M	NP-2314-M	RR-2314-M	70	2.7559	150	5.9055	51	2.0079							
NU-2315-M	N-2315-M	NJ-2315-M	NF-2315-M	NUP-2315-M	NP-2315-M	RR-2315-M	75	2.9528	160	6.2992	55	2.1654							
NU-2316-M	N-2316-M	NJ-2316-M	NF-2316-M	NUP-2316-M	NP-2316-M	RR-2316-M	80	3.1496	170	6.6929	58	2.2835							
NU-2317-M	N-2317-M	NJ-2317-M	NF-2317-M	NUP-2317-M	NP-2317-M	RR-2317-M	85	3.3465	180	7.0866	60	2.3622							
NU-2318-M	N-2318-M	NJ-2318-M	NF-2318-M	NUP-2318-M	NP-2318-M	RR-2318-M	90	3.5433	190	7.4803	64	2.5197							
NU-2319-M	N-2319-M	NJ-2319-M	NF-2319-M	NUP-2319-M	NP-2319-M	RR-2319-M	95	3.7402	200	7.8740	67	2.6378							
NU-2320-M	N-2320-M	NJ-2320-M	NF-2320-M	NUP-2320-M	NP-2320-M	RR-2320-M	100	3.9370	215	8.4646	73	2.8740							
NU-2321-M	N-2321-M	NJ-2321-M	NF-2321-M	NUP-2321-M	NP-2321-M	RR-2321-M	105	4.1339	225	8.8583	77	3.0315							
NU-2322-M	N-2322-M	NJ-2322-M	NF-2322-M	NUP-2322-M	NP-2322-M	RR-2322-M	110	4.3307	240	9.4488	80	3.1496							
NU-2324-M	N-2324-M	NJ-2324-M	NF-2324-M	NUP-2324-M	NP-2324-M	RR-2324-M	120	4.7244	260	10.2362	86	3.3858							
NU-2326-M	N-2326-M	NJ-2326-M	NF-2326-M	NUP-2326-M	NP-2326-M	RR-2326-M	130	5.1181	280	11.0236	93	3.6614							
NU-2328-M	N-2328-M	NJ-2328-M	NF-2328-M	NUP-2328-M	NP-2328-M	RR-2328-M	140	5.5118	300	11.8110	102	4.0157							
NU-2330-M	N-2330-M	NJ-2330-M	NF-2330-M	NUP-2330-M	NP-2330-M	RR-2330-M	150	5.9055	320	12.5984	108	4.2520							
NU-2332-M	N-2332-M	NJ-2332-M	NF-2332-M	NUP-2332-M	NP-2332-M	RR-2332-M	160	6.2992	340	13.3858	114	4.4882							
NU-2334-M	N-2334-M	NJ-2334-M	NF-2334-M	NUP-2334-M	NP-2334-M	RR-2334-M	170	6.6929	360	14.1732	120	4.7244							
NU-2336-M	N-2336-M	NJ-2336-M	NF-2336-M	NUP-2336-M	NP-2336-M	RR-2336-M	180	7.0866	380	14.9606	126	4.9606							
NU-2338-M	N-2338-M	NJ-2338-M	NF-2338-M	NUP-2338-M	NP-2338-M	RR-2338-M	190	7.4803	400	15.7480	132	5.1969							
NU-2340-M	N-2340-M	NJ-2340-M	NF-2340-M	NUP-2340-M	NP-2340-M	RR-2340-M	200	7.8740	420	16.5354	138	5.4331							
NU-2344-M	N-2344-M	NJ-2344-M	NF-2344-M	NUP-2344-M	NP-2344-M	RR-2344-M	220	8.6614	460	18.1102	145	5.7087							
NU-2348-M	N-2348-M	NJ-2348-M	NF-2348-M	NUP-2348-M	NP-2348-M	RR-2348-M	240	9.4488	500	19.6850	155	6.1024							
NU-2352-M	N-2352-M	NJ-2352-M	NF-2352-M	NUP-2352-M	NP-2352-M	RR-2352-M	260	10.2362	540	21.2598	165	6.4961							
NU-2356-M	N-2356-M	NJ-2356-M	NF-2356-M	NUP-2356-M	NP-2356-M	RR-2356-M	280	11.0236	580	22.8346	175	6.8898							
NU-2360-M	N-2360-M	NJ-2360-M	NF-2360-M	NUP-2360-M	NP-2360-M	RR-2360-M	300	11.8110	620	24.4094	185	7.2835							
NU-2364-M	N-2364-M	NJ-2364-M	NF-2364-M	NUP-2364-M	NP-2364-M	RR-2364-M	320	12.5984	670	26.3780	200	7.8740							
NU-2368-M	N-2368-M	NJ-2368-M	NF-2368-M	NUP-2368-M	NP-2368-M	RR-2368-M	340	13.3858	710	27.9528	212	8.3465							
NU-2372-M	N-2372-M	NJ-2372-M	NF-2372-M	NUP-2372-M	NP-2372-M	RR-2372-M	360	14.1732	750	29.5276	224	8.8189							
NU-2376-M	N-2376-M	NJ-2376-M	NF-2376-M	NUP-2376-M	NP-2376-M	RR-2376-M	380	14.9606	780	30.7087	230	9.0551							

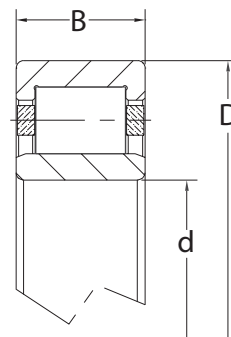
SCHEERER
Cylindrical Roller Bearings
 Single Row Standard



														d I.D.		D O.D.		B WIDTH	
NU	N	NJ	NF	NUP	NP	RR	MM	INCH	MM	INCH	MM	INCH	MM	INCH					
NU-2916-M	N-2916-M	NJ-2916-M	NF-2916-M	NUP-2916-M	NP-2916-M	RR-2916-M	80	3.1496	110	4.3307	19	0.7480							
NU-2917-M	N-2917-M	NJ-2917-M	NF-2917-M	NUP-2917-M	NP-2917-M	RR-2917-M	85	3.3465	120	4.7244	22	0.8661							
NU-2918-M	N-2918-M	NJ-2918-M	NF-2918-M	NUP-2918-M	NP-2918-M	RR-2918-M	90	3.5433	125	4.9213	22	0.8661							
NU-2919-M	N-2919-M	NJ-2919-M	NF-2919-M	NUP-2919-M	NP-2919-M	RR-2919-M	95	3.7402	130	5.1181	22	0.8661							
NU-2920-M	N-2920-M	NJ-2920-M	NF-2920-M	NUP-2920-M	NP-2920-M	RR-2920-M	100	3.9370	140	5.5118	24	0.9449							
NU-2922-M	N-2922-M	NJ-2922-M	NF-2922-M	NUP-2922-M	NP-2922-M	RR-2922-M	110	4.3307	150	5.9055	24	0.9449							
NU-2924-M	N-2924-M	NJ-2924-M	NF-2924-M	NUP-2924-M	NP-2924-M	RR-2924-M	120	4.7244	165	6.4961	27	1.0630							
NU-2926-M	N-2926-M	NJ-2926-M	NF-2926-M	NUP-2926-M	NP-2926-M	RR-2926-M	130	5.1181	180	7.0866	30	1.1811							
NU-2928-M	N-2928-M	NJ-2928-M	NF-2928-M	NUP-2928-M	NP-2928-M	RR-2928-M	140	5.5118	190	7.4803	30	1.1811							
NU-2930-M	N-2930-M	NJ-2930-M	NF-2930-M	NUP-2930-M	NP-2930-M	RR-2930-M	150	5.9055	210	8.2677	36	1.4173							
NU-2932-M	N-2932-M	NJ-2932-M	NF-2932-M	NUP-2932-M	NP-2932-M	RR-2932-M	160	6.2992	220	8.6614	36	1.4173							
NU-2934-M	N-2934-M	NJ-2934-M	NF-2934-M	NUP-2934-M	NP-2934-M	RR-2934-M	170	6.6929	230	9.0551	36	1.4173							
NU-2936-M	N-2936-M	NJ-2936-M	NF-2936-M	NUP-2936-M	NP-2936-M	RR-2936-M	180	7.0866	250	9.8425	42	1.6535							
NU-2938-M	N-2938-M	NJ-2938-M	NF-2938-M	NUP-2938-M	NP-2938-M	RR-2938-M	190	7.4803	260	10.2362	42	1.6535							
NU-2940-M	N-2940-M	NJ-2940-M	NF-2940-M	NUP-2940-M	NP-2940-M	RR-2940-M	200	7.8740	280	11.0236	48	1.8898							
NU-2944-M	N-2944-M	NJ-2944-M	NF-2944-M	NUP-2944-M	NP-2944-M	RR-2944-M	220	8.6614	300	11.8110	48	1.8898							
NU-2948-M	N-2948-M	NJ-2948-M	NF-2948-M	NUP-2948-M	NP-2948-M	RR-2948-M	240	9.4488	320	12.5984	48	1.8898							
NU-2952-M	N-2952-M	NJ-2952-M	NF-2952-M	NUP-2952-M	NP-2952-M	RR-2952-M	260	10.2362	360	14.1732	60	2.3622							
NU-2956-M	N-2956-M	NJ-2956-M	NF-2956-M	NUP-2956-M	NP-2956-M	RR-2956-M	280	11.0236	380	14.9606	60	2.3622							
NU-2960-M	N-2960-M	NJ-2960-M	NF-2960-M	NUP-2960-M	NP-2960-M	RR-2960-M	300	11.8110	420	16.5354	72	2.8346							
NU-2964-M	N-2964-M	NJ-2964-M	NF-2964-M	NUP-2964-M	NP-2964-M	RR-2964-M	320	12.5984	440	17.3228	72	2.8346							
NU-2968-M	N-2968-M	NJ-2968-M	NF-2968-M	NUP-2968-M	NP-2968-M	RR-2968-M	340	13.3858	460	18.1102	72	2.8346							
NU-2972-M	N-2972-M	NJ-2972-M	NF-2972-M	NUP-2972-M	NP-2972-M	RR-2972-M	360	14.1732	480	18.8976	72	2.8346							
NU-2976-M	N-2976-M	NJ-2976-M	NF-2976-M	NUP-2976-M	NP-2976-M	RR-2976-M	380	14.9606	520	20.4724	82	3.2283							
NU-2980-M	N-2980-M	NJ-2980-M	NF-2980-M	NUP-2980-M	NP-2980-M	RR-2980-M	400	15.7480	540	21.2598	82	3.2283							
NU-2984-M	N-2984-M	NJ-2984-M	NF-2984-M	NUP-2984-M	NP-2984-M	RR-2984-M	420	16.5354	560	22.0472	82	3.2283							

Cylindrical Roller Bearings

Single Row Standard

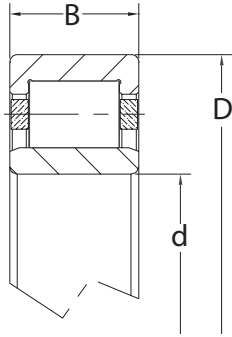


								d I.D.		D O.D.		B WIDTH	
							MM	INCH	MM	INCH	MM	INCH	
NU-2988-M	N-2988-M	NJ-2988-M	NF-2988-M	NUP-2988-M	NP-2988-M	RR-2988-M	440	17.3228	600	23.6220	95	3.7402	
NU-2992-M	N-2992-M	NJ-2992-M	NF-2992-M	NUP-2992-M	NP-2992-M	RR-2992-M	460	18.1102	620	24.4094	95	3.7402	
NU-2996-M	N-2996-M	NJ-2996-M	NF-2996-M	NUP-2996-M	NP-2996-M	RR-2996-M	480	18.8976	650	25.5906	100	3.9370	
NU-29/500-M	N-29/500-M	NJ-29/500-M	NF-29/500-M	NUP-29/500-M	NP-29/500-M	RR-29/500-M	500	19.6850	670	26.3780	100	3.9370	
NU-29/530-M	N-29/530-M	NJ-29/530-M	NF-29/530-M	NUP-29/530-M	NP-29/530-M	RR-29/530-M	530	20.8661	710	27.9528	106	4.1732	
NU-29/560-M	N-29/560-M	NJ-29/560-M	NF-29/560-M	NUP-29/560-M	NP-29/560-M	RR-29/560-M	560	22.0472	750	29.5276	112	4.4094	
NU-29/600-M	N-29/600-M	NJ-29/600-M	NF-29/600-M	NUP-29/600-M	NP-29/600-M	RR-29/600-M	600	23.6220	800	31.4961	118	4.6457	
NU-29/630-M	N-29/630-M	NJ-29/630-M	NF-29/630-M	NUP-29/630-M	NP-29/630-M	RR-29/630-M	630	24.8031	850	33.4646	128	5.0394	
NU-29/670-M	N-29/670-M	NJ-29/670-M	NF-29/670-M	NUP-29/670-M	NP-29/670-M	RR-29/670-M	670	26.3780	900	35.4331	136	5.3543	
NU-29/710-M	N-29/710-M	NJ-29/710-M	NF-29/710-M	NUP-29/710-M	NP-29/710-M	RR-29/710-M	710	27.9528	950	37.4016	140	5.5118	
NU-29/750-M	N-29/750-M	NJ-29/750-M	NF-29/750-M	NUP-29/750-M	NP-29/750-M	RR-29/750-M	750	29.5276	1000	39.3701	145	5.7087	
NU-29/800-M	N-29/800-M	NJ-29/800-M	NF-29/800-M	NUP-29/800-M	NP-29/800-M	RR-29/800-M	800	31.4961	1060	41.7323	150	5.9055	
NU-29/850-M	N-29/850-M	NJ-29/850-M	NF-29/850-M	NUP-29/850-M	NP-29/850-M	RR-29/850-M	850	33.4646	1120	44.0945	155	6.1024	
NU-29/900-M	N-29/900-M	NJ-29/900-M	NF-29/900-M	NUP-29/900-M	NP-29/900-M	RR-29/900-M	900	35.4331	1180	46.4567	165	6.4961	
NU-29/950-M	N-29/950-M	NJ-29/950-M	NF-29/950-M	NUP-29/950-M	NP-29/950-M	RR-29/950-M	950	37.4016	1250	49.2126	175	6.8898	
NU-29/1000-M	N-29/1000-M	NJ-29/1000-M	NF-29/1000-M	NUP-29/1000-M	NP-29/1000-M	RR-29/1000-M	1000	39.3701	1320	51.9685	185	7.2835	
NU-29/1060-M	N-29/1060-M	NJ-29/1060-M	NF-29/1060-M	NUP-29/1060-M	NP-29/1060-M	RR-29/1060-M	1060	41.7323	1400	55.1181	195	7.6772	
NU-29/1120-M	N-29/1120-M	NJ-29/1120-M	NF-29/1120-M	NUP-29/1120-M	NP-29/1120-M	RR-29/1120-M	1120	44.0945	1460	57.4803	195	7.6772	
NU-29/1180-M	N-29/1180-M	NJ-29/1180-M	NF-29/1180-M	NUP-29/1180-M	NP-29/1180-M	RR-29/1180-M	1180	46.4567	1540	60.6299	206	8.1102	
NU-29/1250-M	N-29/1250-M	NJ-29/1250-M	NF-29/1250-M	NUP-29/1250-M	NP-29/1250-M	RR-29/1250-M	1250	49.2126	1630	64.1732	218	8.5827	
NU-29/1320-M	N-29/1320-M	NJ-29/1320-M	NF-29/1320-M	NUP-29/1320-M	NP-29/1320-M	RR-29/1320-M	1320	51.9685	1720	67.7165	230	9.0551	
NU-29/1400-M	N-29/1400-M	NJ-29/1400-M	NF-29/1400-M	NUP-29/1400-M	NP-29/1400-M	RR-29/1400-M	1400	55.1181	1820	71.6535	243	9.5669	
NU-29/1500-M	N-29/1500-M	NJ-29/1500-M	NF-29/1500-M	NUP-29/1500-M	NP-29/1500-M	RR-29/1500-M	1500	59.0551	1950	76.7717	258	10.1575	

SCHEERER

Cylindrical Roller Bearings

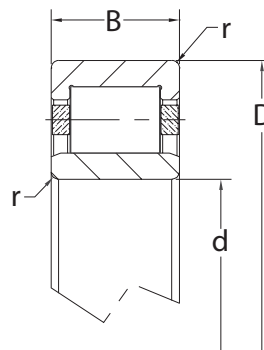
Single Row Standard



							d I.D.		D O.D.		B WIDTH	
NU	N	NJ	NF	NUP	NP	RR	MM	INCH	MM	INCH	MM	INCH
NU-3016-M	N-3016-M	NJ-3016-M	NF-3016-M	NUP-3016-M	NP-3016-M	RR-3016-M	80	3.1496	125	4.9213	34	1.3386
NU-3017-M	N-3017-M	NJ-3017-M	NF-3017-M	NUP-3017-M	NP-3017-M	RR-3017-M	85	3.3465	130	5.1181	34	1.3386
NU-3018-M	N-3018-M	NJ-3018-M	NF-3018-M	NUP-3018-M	NP-3018-M	RR-3018-M	90	3.5433	140	5.5118	37	1.4567
NU-3019-M	N-3019-M	NJ-3019-M	NF-3019-M	NUP-3019-M	NP-3019-M	RR-3019-M	95	3.7402	145	5.7087	37	1.4567
NU-3020-M	N-3020-M	NJ-3020-M	NF-3020-M	NUP-3020-M	NP-3020-M	RR-3020-M	100	3.9370	150	5.9055	37	1.4567
NU-3021-M	N-3021-M	NJ-3021-M	NF-3021-M	NUP-3021-M	NP-3021-M	RR-3021-M	105	4.1339	160	6.2992	41	1.6142
NU-3022-M	N-3022-M	NJ-3022-M	NF-3022-M	NUP-3022-M	NP-3022-M	RR-3022-M	110	4.3307	170	6.6929	45	1.7717
NU-3024-M	N-3024-M	NJ-3024-M	NF-3024-M	NUP-3024-M	NP-3024-M	RR-3024-M	120	4.7244	180	7.0866	46	1.8110
NU-3026-M	N-3026-M	NJ-3026-M	NF-3026-M	NUP-3026-M	NP-3026-M	RR-3026-M	130	5.1181	200	7.8740	52	2.0472
NU-3028-M	N-3028-M	NJ-3028-M	NF-3028-M	NUP-3028-M	NP-3028-M	RR-3028-M	140	5.5118	210	8.2677	53	2.0866
NU-3030-M	N-3030-M	NJ-3030-M	NF-3030-M	NUP-3030-M	NP-3030-M	RR-3030-M	150	5.9055	225	8.8583	56	2.2047
NU-3032-M	N-3032-M	NJ-3032-M	NF-3032-M	NUP-3032-M	NP-3032-M	RR-3032-M	160	6.2992	240	9.4488	60	2.3622
NU-3034-M	N-3034-M	NJ-3034-M	NF-3034-M	NUP-3034-M	NP-3034-M	RR-3034-M	170	6.6929	260	10.2362	67	2.6378
NU-3036-M	N-3036-M	NJ-3036-M	NF-3036-M	NUP-3036-M	NP-3036-M	RR-3036-M	180	7.0866	280	11.0236	74	2.9134
NU-3038-M	N-3038-M	NJ-3038-M	NF-3038-M	NUP-3038-M	NP-3038-M	RR-3038-M	190	7.4803	290	11.4173	75	2.9528
NU-3040-M	N-3040-M	NJ-3040-M	NF-3040-M	NUP-3040-M	NP-3040-M	RR-3040-M	200	7.8740	310	12.2047	82	3.2283
NU-3044-M	N-3044-M	NJ-3044-M	NF-3044-M	NUP-3044-M	NP-3044-M	RR-3044-M	220	8.6614	340	13.3858	90	3.5433
NU-3048-M	N-3048-M	NJ-3048-M	NF-3048-M	NUP-3048-M	NP-3048-M	RR-3048-M	240	9.4488	360	14.1732	92	3.6220
NU-3052-M	N-3052-M	NJ-3052-M	NF-3052-M	NUP-3052-M	NP-3052-M	RR-3052-M	260	10.2362	400	15.7480	104	4.0945
NU-3056-M	N-3056-M	NJ-3056-M	NF-3056-M	NUP-3056-M	NP-3056-M	RR-3056-M	280	11.0236	420	16.5354	106	4.1732
NU-3060-M	N-3060-M	NJ-3060-M	NF-3060-M	NUP-3060-M	NP-3060-M	RR-3060-M	300	11.8110	460	18.1102	118	4.6457
NU-3064-M	N-3064-M	NJ-3064-M	NF-3064-M	NUP-3064-M	NP-3064-M	RR-3064-M	320	12.5984	480	18.8976	121	4.7638
NU-3068-M	N-3068-M	NJ-3068-M	NF-3068-M	NUP-3068-M	NP-3068-M	RR-3068-M	340	13.3858	520	20.4724	133	5.2362
NU-3072-M	N-3072-M	NJ-3072-M	NF-3072-M	NUP-3072-M	NP-3072-M	RR-3072-M	360	14.1732	540	21.2598	134	5.2756
NU-3076-M	N-3076-M	NJ-3076-M	NF-3076-M	NUP-3076-M	NP-3076-M	RR-3076-M	380	14.9606	560	22.0472	135	5.3150
NU-3080-M	N-3080-M	NJ-3080-M	NF-3080-M	NUP-3080-M	NP-3080-M	RR-3080-M	400	15.7480	600	23.6220	148	5.8268
NU-3084-M	N-3084-M	NJ-3084-M	NF-3084-M	NUP-3084-M	NP-3084-M	RR-3084-M	420	16.5354	620	24.4094	150	5.9055
NU-3088-M	N-3088-M	NJ-3088-M	NF-3088-M	NUP-3088-M	NP-3088-M	RR-3088-M	440	17.3228	650	25.5906	157	6.1811
NU-3092-M	N-3092-M	NJ-3092-M	NF-3092-M	NUP-3092-M	NP-3092-M	RR-3092-M	460	18.1102	680	26.7717	163	6.4173
NU-3096-M	N-3096-M	NJ-3096-M	NF-3096-M	NUP-3096-M	NP-3096-M	RR-3096-M	480	18.8976	700	27.5591	165	6.4961
NU-30/500-M	N-30/500-M	NJ-30/500-M	NF-30/500-M	NUP-30/500-M	NP-30/500-M	RR-30/500-M	500	19.6850	720	28.3465	167	6.5748
NU-30/530-M	N-30/530-M	NJ-30/530-M	NF-30/530-M	NUP-30/530-M	NP-30/530-M	RR-30/530-M	530	20.8661	780	30.7087	185	7.2835
NU-30/560-M	N-30/560-M	NJ-30/560-M	NF-30/560-M	NUP-30/560-M	NP-30/560-M	RR-30/560-M	560	22.0472	820	32.2835	195	7.6772
NU-30/600-M	N-30/600-M	NJ-30/600-M	NF-30/600-M	NUP-30/600-M	NP-30/600-M	RR-30/600-M	600	23.6220	870	34.2520	200	7.8740
NU-30/630-M	N-30/630-M	NJ-30/630-M	NF-30/630-M	NUP-30/630-M	NP-30/630-M	RR-30/630-M	630	24.8031	920	36.2205	212	8.3465
NU-30/670-M	N-30/670-M	NJ-30/670-M	NF-30/670-M	NUP-30/670-M	NP-30/670-M	RR-30/670-M	670	26.3780	980	38.5827	230	9.0551
NU-30/710-M	N-30/710-M	NJ-30/710-M	NF-30/710-M	NUP-30/710-M	NP-30/710-M	RR-30/710-M	710	27.9528	1030	40.5512	236	9.2913
NU-30/750-M	N-30/750-M	NJ-30/750-M	NF-30/750-M	NUP-30/750-M	NP-30/750-M	RR-30/750-M	750	29.5276	1090	42.9134	250	9.8425

Cylindrical Roller Bearings

Single Row Standard

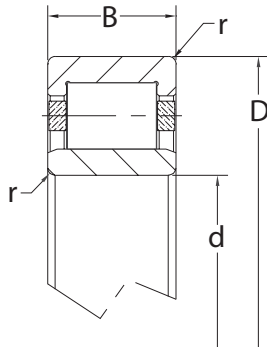


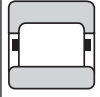
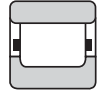

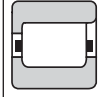



														d I.D.		D O.D.		B WIDTH		rMAX FILLET RADIUS
RU	RN	RJ	RF	RT	RP	RR	MM	INCH	MM	INCH	MM	INCH	MM	INCH	INCH					
RU-418	RN-418	RJ-418	RF-418	RT-418	RP-418	RR-418	90	3.5433	225	8.8583	54	2.1260	0.120							
RU-419	RN-419	RJ-419	RF-419	RT-419	RP-419	RR-419	95	3.7402	240	9.4488	55	2.1654	0.120							
RU-5220	RN-5220	RJ-5220	RF-5220	RT-5220	RP-5220	RR-5220	100	3.9370	180	7.0866	60.3	2.3740	0.080							
RU-320	RN-320	RJ-320	RF-320	RT-320	RP-320	RR-320	100	3.9370	215	8.4646	47	1.8504	0.100							
RU-5320	RN-5320	RJ-5320	RF-5320	RT-5320	RP-5320	RR-5320	100	3.9370	215	8.4646	82.6	3.2520	0.100							
RU-420	RN-420	RJ-420	RF-420	RT-420	RP-420	RR-420	100	3.9370	250	9.8425	58	2.2835	0.120							
RU-5221	RN-5221	RJ-5221	RF-5221	RT-5221	RP-5221	RR-5221	105	4.1339	190	7.4803	65.1	2.5625	0.080							
RU-321	RN-321	RJ-321	RF-321	RT-321	RP-321	RR-321	105	4.1339	225	8.8583	49	1.9291	0.100							
RU-5321	RN-5321	RJ-5321	RF-5321	RT-5321	RP-5321	RR-5321	105	4.1339	225	8.8583	87.3	3.4375	0.100							
RU-421	RN-421	RJ-421	RF-421	RT-421	RP-421	RR-421	105	4.1339	260	10.2362	60	2.3622	0.120							
RU-5222	RN-5222	RJ-5222	RF-5222	RT-5222	RP-5222	RR-5222	110	4.3307	200	7.8740	69.8	2.7450	0.080							
RU-322	RN-322	RJ-322	RF-322	RT-322	RP-322	RR-322	110	4.3307	240	9.4488	50	1.9685	0.100							
RU-5322	RN-5322	RJ-5322	RF-5322	RT-5322	RP-5322	RR-5322	110	4.3307	240	9.4488	92.1	3.6250	0.100							
RU-422	RN-422	RJ-422	RF-422	RT-422	RP-422	RR-422	110	4.3307	280	11.0236	65	2.5590	0.120							
RU-5224	RN-5224	RJ-5224	RF-5224	RT-5224	RP-5224	RR-5224	120	4.7244	215	8.4646	76.2	3.0000	0.080							
RU-324	RN-324	RJ-324	RF-324	RT-324	RP-324	RR-324	120	4.7244	260	10.2362	55	2.1654	0.100							
RU-5324	RN-5324	RJ-5324	RF-5324	RT-5324	RP-5324	RR-5324	120	4.7244	260	10.2362	106	4.1250	0.100							
RU-424	RN-424	RJ-424	RF-424	RT-424	RP-424	RR-424	120	4.7244	310	12.2047	72	2.8346	0.120							
RU-5026	RN-5026	RJ-5026	RF-5026	RT-5026	RP-5026	RR-5026	130	5.1181	200	7.8740	52	2.0472	0.080							
RU-5226	RN-5226	RJ-5226	RF-5226	RT-5226	RP-5226	RR-5226	130	5.1181	230	9.0551	79.4	3.1250	0.100							
RU-326	RN-326	RJ-326	RF-326	RT-326	RP-326	RR-326	130	5.1181	280	11.0236	58	2.2835	0.120							
RU-5326	RN-5326	RJ-5326	RF-5326	RT-5326	RP-5326	RR-5326	130	5.1181	280	11.0236	111.1	4.3750	0.120							
RU-426	RN-426	RJ-426	RF-426	RT-426	RP-426	RR-426	130	5.1181	340	13.3858	78	3.0709	0.120							
RU-5028	RN-5028	RJ-5028	RF-5028	RT-5028	RP-5028	RR-5028	140	5.5118	210	8.2677	53	2.0866	0.080							
RU-128	RN-128	RJ-128	RF-128	RT-128	RP-128	RR-128	140	5.5118	220	8.6615	36	1.4173	0.080							
RU-5128	RN-5128	RJ-5128	RF-5128	RT-5128	RP-5128	RR-5128	140	5.5118	220	8.6615	63.5	2.5000	0.080							
RU-228	RN-228	RJ-228	RF-228	RT-228	RP-228	RR-228	140	5.5118	250	9.8425	42	1.6535	0.100							
RU-5228	RN-5228	RJ-5228	RF-5228	RT-5228	RP-5228	RR-5228	140	5.5118	250	9.8425	82.6	3.2520	0.100							
RU-328	RN-328	RJ-328	RF-328	RT-328	RP-328	RR-328	140	5.5118	300	11.8110	62	2.4409	0.120							
RU-5328	RN-5328	RJ-5328	RF-5328	RT-5328	RP-5328	RR-5328	140	5.5118	300	11.8110	114.3	4.5000	0.120							
RU-428	RN-428	RJ-428	RF-428	RT-428	RP-428	RR-428	140	5.5118	360	14.1732	82	3.2283	0.120							
RU-5030	RN-5030	RJ-5030	RF-5030	RT-5030	RP-5030	RR-5030	150	5.9055	225	8.8583	56	2.2047	0.080							
RU-130	RN-130	RJ-130	RF-130	RT-130	RP-130	RR-130	150	5.9055	235	9.2520	38	1.4961	0.080							
RU-5130	RN-5130	RJ-5130	RF-5130	RT-5130	RP-5130	RR-5130	150	5.9055	235	9.2520	66.7	2.6260	0.080							
RU-230	RN-230	RJ-230	RF-230	RT-230	RP-230	RR-230	150	5.9055	270	10.6299	45	1.7717	0.100							
RU-5230	RN-5230	RJ-5230	RF-5230	RT-5230	RP-5230	RR-5230	150	5.9055	270	10.6299	88.9	3.5000	0.100							
RU-330	RN-330	RJ-330	RF-330	RT-330	RP-330	RR-330	150	5.9055	320	12.5984	65	2.5590	0.120							

SCHEERER

Cylindrical Roller Bearings

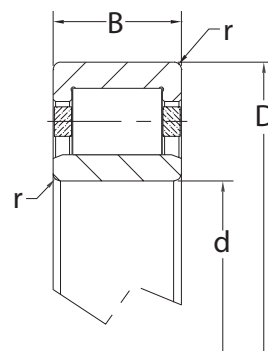
Single Row Standard



														d I.D.		D O.D.		B WIDTH		rMAX FILLET RADIUS
RU	RN	RJ	RF	RT	RP	RR	MM	INCH	MM	INCH	MM	INCH	MM	INCH	INCH					
RU-5330	RN-5330	RJ-5330	RF-5330	RT-5330	RP-5330	RR-5330	150	5.9055	320	12.5984	123.8	4.8740	0.120							
RU-430	RN-430	RJ-430	RF-430	RT-430	RP-430	RR-430	150	5.9055	380	14.9606	85	3.3465	0.120							
RU-5032	RN-5032	RJ-5032	RF-5032	RT-5032	RP-5032	RR-5032	160	6.2992	240	9.4488	60	2.3622	0.080							
RU-132	RN-132	RJ-132	RF-132	RT-132	RP-132	RR-132	160	6.2992	250	9.8425	40	1.5748	0.080							
RU-5132	RN-5132	RJ-5132	RF-5132	RT-5132	RP-5132	RR-5132	160	6.2992	250	9.8425	73	2.8750	0.080							
RU-232	RN-232	RJ-232	RF-232	RT-232	RP-232	RR-232	160	6.2992	290	11.4173	48	1.8898	0.100							
RU-5232	RN-5232	RJ-5232	RF-5232	RT-5232	RP-5232	RR-5232	160	6.2992	290	11.4173	98.4	3.1375	0.100							
RU-332	RN-332	RJ-332	RF-332	RT-332	RP-332	RR-332	160	6.2992	340	13.3858	68	2.6772	0.120							
RU-5332	RN-5332	RJ-5332	RF-5332	RT-5332	RP-5332	RR-5332	160	6.2992	340	13.3858	133.4	5.2500	0.120							
RU-5034	RN-5034	RJ-5034	RF-5034	RT-5034	RP-5034	RR-5034	170	6.6929	260	10.2362	67	2.6378	0.080							
RU-134	RN-134	RJ-134	RF-134	RT-134	RP-134	RR-134	170	6.6929	265	10.4331	42	1.6535	0.100							
RU-5134	RN-5134	RJ-5134	RF-5134	RT-5134	RP-5134	RR-5134	170	6.6929	265	10.4331	76.2	3.0000	0.100							
RU-234	RN-234	RJ-234	RF-234	RT-234	RP-234	RR-234	170	6.6929	310	12.2047	52	2.0472	0.120							
RU-5234	RN-5234	RJ-5234	RF-5234	RT-5234	RP-5234	RR-5234	170	6.6929	310	12.2047	104.8	4.1250	0.120							
RU-334	RN-334	RJ-334	RF-334	RT-334	RP-334	RR-334	170	6.6929	360	14.1732	72	2.8346	0.120							
RU-5334	RN-5334	RJ-5334	RF-5334	RT-5334	RP-5334	RR-5334	170	6.6929	360	14.1732	139.7	5.5000	0.120							
RU-5036	RN-5036	RJ-5036	RF-5036	RT-5036	RP-5036	RR-5036	180	7.0866	280	11.0236	74	2.9134	0.080							
RU-136	RN-136	RJ-136	RF-136	RT-136	RP-136	RR-136	180	7.0866	280	11.0236	44	1.7323	0.100							
RU-5136	RN-5136	RJ-5136	RF-5136	RT-5136	RP-5136	RR-5136	180	7.0866	280	11.0236	82.6	3.2500	0.100							
RU-236	RN-236	RJ-236	RF-236	RT-236	RP-236	RR-236	180	7.0866	320	12.5984	52	2.0472	0.120							
RU-5236	RN-5236	RJ-5236	RF-5236	RT-5236	RP-5236	RR-5236	180	7.0866	320	12.5984	108	4.2500	0.120							
RU-336	RN-336	RJ-336	RF-336	RT-336	RP-336	RR-336	180	7.0866	380	14.9606	75	2.9528	0.120							
RU-5336	RN-5336	RJ-5336	RF-5336	RT-5336	RP-5336	RR-5336	180	7.0866	380	14.9606	146	5.7500	0.120							
RU-5038	RN-5038	RJ-5038	RF-5038	RT-5038	RP-5038	RR-5038	190	7.4803	290	11.4173	75	2.9528	0.080							
RU-138	RN-138	RJ-138	RF-138	RT-138	RP-138	RR-138	190	7.4803	300	11.8110	46	1.8110	0.100							
RU-5138	RN-5138	RJ-5138	RF-5138	RT-5138	RP-5138	RR-5138	190	7.4803	300	11.8110	85.7	3.3750	0.100							
RU-238	RN-238	RJ-238	RF-238	RT-238	RP-238	RR-238	190	7.4803	340	13.3858	55	2.1654	0.120							
RU-5238	RN-5238	RJ-5238	RF-5238	RT-5238	RP-5238	RR-5238	190	7.4803	340	13.3858	114.3	4.5000	0.120							
RU-338	RN-338	RJ-338	RF-338	RT-338	RP-338	RR-338	190	7.4803	400	15.7480	78	3.0709	0.160							
RU-5338	RN-5338	RJ-5338	RF-5338	RT-5338	RP-5338	RR-5338	190	7.4803	400	15.7480	152.4	6.0000	0.160							
RU-5040	RN-5040	RJ-5040	RF-5040	RT-5040	RP-5040	RR-5040	200	7.8740	310	12.2047	82	3.2283	0.080							
RU-140	RN-140	RJ-140	RF-140	RT-140	RP-140	RR-140	200	7.8740	320	12.5984	48	1.8898	0.100							
RU-5140	RN-5140	RJ-5140	RF-5140	RT-5140	RP-5140	RR-5140	200	7.8740	320	12.5984	88.9	3.5000	0.100							
RU-240	RN-240	RJ-240	RF-240	RT-240	RP-240	RR-240	200	7.8740	360	14.1732	58	2.2835	0.120							
RU-5240	RN-5240	RJ-5240	RF-5240	RT-5240	RP-5240	RR-5240	200	7.8740	360	14.1732	120.7	4.7500	0.120							
RU-340	RN-340	RJ-340	RF-340	RT-340	RP-340	RR-340	200	7.8740	420	16.5354	80	3.1496	0.160							
RU-5340	RN-5340	RJ-5340	RF-5340	RT-5340	RP-5340	RR-5340	200	7.8740	420	16.5354	165.1	6.5000	0.160							

Cylindrical Roller Bearings

Single Row Standard

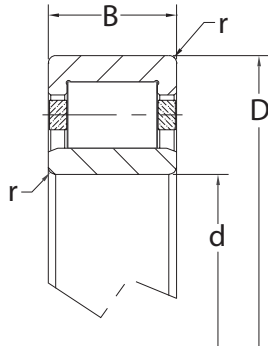


RU		RN		RJ		RF		RT		RP		RR		d I.D.		D O.D.		B WIDTH		r MAX FILLET RADIUS
MM	INCH	MM	INCH	MM	INCH	MM	INCH	MM	INCH	MM	INCH	MM	INCH	MM	INCH	MM	INCH	MM	INCH	INCH
RU-142	RN-142	RJ-142	RF-142	RT-142	RP-142	RR-142	210	8.2677	340	13.3858	50	1.9685	0.100							
RU-5142	RN-5142	RJ-5142	RF-5142	RT-5142	RP-5142	RR-5142	210	8.2677	340	13.3858	95.3	3.7500	0.100							
RU-242	RN-242	RJ-242	RF-242	RT-242	RP-242	RR-242	210	8.2677	380	14.9606	62	2.4409	0.120							
RU-5242	RN-5242	RJ-5242	RF-5242	RT-5242	RP-5242	RR-5242	210	8.2677	380	14.9606	127	5.0000	0.120							
RU-342	RN-342	RJ-342	RF-342	RT-342	RP-342	RR-342	210	8.2677	440	17.3228	84	3.3071	0.160							
RU-5342	RN-5342	RJ-5342	RF-5342	RT-5342	RP-5342	RR-5342	210	8.2677	440	17.3228	171.5	6.7500	0.160							
RU-5044	RN-5044	RJ-5044	RF-5044	RT-5044	RP-5044	RR-5044	220	8.6614	340	13.3858	90	3.5433	0.100							
RU-144	RN-144	RJ-144	RF-144	RT-144	RP-144	RR-144	220	8.6614	350	13.7796	51	2.0079	0.100							
RU-5144	RN-5144	RJ-5144	RF-5144	RT-5144	RP-5144	RR-5144	220	8.6614	350	13.7796	98.4	3.8750	0.100							
RU-244	RN-244	RJ-244	RF-244	RT-244	RP-244	RR-244	220	8.6614	400	15.7480	65	2.5591	0.120							
RU-5244	RN-5244	RJ-5244	RF-5244	RT-5244	RP-5244	RR-5244	220	8.6614	400	15.7480	133.4	5.2500	0.120							
RU-344	RN-344	RJ-344	RF-344	RT-344	RP-344	RR-344	220	8.6614	460	18.1102	88	3.4646	0.160							
RU-5344	RN-5344	RJ-5344	RF-5344	RT-5344	RP-5344	RR-5344	220	8.6614	460	18.1102	177.8	7.0000	0.160							
RU-146	RN-146	RJ-146	RF-146	RT-146	RP-146	RR-146	230	9.0551	370	14.5671	53	2.0866	0.100							
RU-5146	RN-5146	RJ-5146	RF-5146	RT-5146	RP-5146	RR-5146	230	9.0551	370	14.5671	101.6	4.0000	0.100							
RU-246	RN-246	RJ-246	RF-246	RT-246	RP-246	RR-246	230	9.0551	420	16.5354	69	2.7165	0.120							
RU-5246	RN-5246	RJ-5246	RF-5246	RT-5246	RP-5246	RR-5246	230	9.0551	420	16.5354	139.7	5.5000	0.120							
RU-346	RN-346	RJ-346	RF-346	RT-346	RP-346	RR-346	230	9.0551	480	18.8976	91	3.5827	0.160							
RU-5346	RN-5346	RJ-5346	RF-5346	RT-5346	RP-5346	RR-5346	230	9.0551	480	18.8976	184.2	7.2500	0.160							
RU-5048	RN-5048	RJ-5048	RF-5048	RT-5048	RP-5048	RR-5048	240	9.4488	360	14.1732	92	3.6220	0.100							
RU-148	RN-148	RJ-148	RF-148	RT-148	RP-148	RR-148	240	9.4488	390	15.3545	55	2.1654	0.100							
RU-5148	RN-5148	RJ-5148	RF-5148	RT-5148	RP-5148	RR-5148	240	9.4488	390	15.3545	108	4.2500	0.100							
RU-248	RN-248	RJ-248	RF-248	RT-248	RP-248	RR-248	240	9.4488	440	17.3228	72	2.8346	0.120							
RU-5248	RN-5248	RJ-5248	RF-5248	RT-5248	RP-5248	RR-5248	240	9.4488	440	17.3228	146	5.7500	0.120							
RU-6248	RN-6248	RJ-6248	RF-6248	RT-6248	RP-6248	RR-6248	240	9.4488	440	17.3228	292.1	11.5000	0.120							
RU-348	RN-348	RJ-348	RF-348	RT-348	RP-348	RR-348	240	9.4488	500	19.6850	95	3.7402	0.160							
RU-5348	RN-5348	RJ-5348	RF-5348	RT-5348	RP-5348	RR-5348	240	9.4488	500	19.6850	190.5	7.5000	0.160							
RU-150	RN-150	RJ-150	RF-150	RT-150	RP-150	RR-150	250	9.8425	410	16.1419	57	2.2441	0.120							
RU-5150	RN-5150	RJ-5150	RF-5150	RT-5150	RP-5150	RR-5150	250	9.8425	410	16.1419	111.1	4.3750	0.120							
RU-250	RN-250	RJ-250	RF-250	RT-250	RP-250	RR-250	250	9.8425	460	18.1102	76	2.9921	0.160							
RU-5250	RN-5250	RJ-5250	RF-5250	RT-5250	RP-5250	RR-5250	250	9.8425	460	18.1102	152.4	6.0000	0.160							
RU-350	RN-350	RJ-350	RF-350	RT-350	RP-350	RR-350	250	9.8425	520	20.4724	98	3.8583	0.200							
RU-5350	RN-5350	RJ-5350	RF-5350	RT-5350	RP-5350	RR-5350	250	9.8425	520	20.4724	196.9	7.7500	0.200							
RU-5052	RN-5052	RJ-5052	RF-5052	RT-5052	RP-5052	RR-5052	260	10.2362	400	15.7480	104	4.0945	0.120							
RU-152	RN-152	RJ-152	RF-152	RT-152	RP-152	RR-152	260	10.2362	430	16.9293	59	2.3228	0.120							
RU-5152	RN-5152	RJ-5152	RF-5152	RT-5152	RP-5152	RR-5152	260	10.2362	430	16.9293	114.3	4.5000	0.120							
RU-252	RN-252	RJ-252	RF-252	RT-252	RP-252	RR-252	260	10.2362	480	18.8976	80	3.1496	0.160							

SCHEERER

Cylindrical Roller Bearings

Single Row Standard



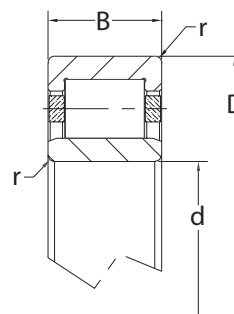
RU		RN		RJ		RF		RT		RP		RR		d I.D.		D O.D.		B WIDTH		r MAX FILLET RADIUS
MM	INCH	MM	INCH	MM	INCH	MM	INCH	MM	INCH	MM	INCH	MM	INCH	MM	INCH	MM	INCH	MM	INCH	INCH
RU-5252	RN-5252	RJ-5252	RF-5252	RT-5252	RP-5252	RR-5252	260	10.2362	480	18.8976	158.8	6.2500	0.160							
RU-352	RN-352	RJ-352	RF-352	RT-352	RP-352	RR-352	260	10.2362	540	21.2598	102	4.0157	0.200							
RU-5352	RN-5352	RJ-5352	RF-5352	RT-5352	RP-5352	RR-5352	260	10.2362	540	21.2598	203.2	8.0000	0.200							
RU-5056	RN-5056	RJ-5056	RF-5056	RT-5056	RP-5056	RR-5056	280	11.0236	420	16.5354	106	4.1732	0.120							
RU-156	RN-156	RJ-156	RF-156	RT-156	RP-156	RR-156	280	11.0236	460	18.1102	63	2.4803	0.120							
RU-5156	RN-5156	RJ-5156	RF-5156	RT-5156	RP-5156	RR-5156	280	11.0236	460	18.1102	123.8	4.8750	0.120							
RU-256	RN-256	RJ-256	RF-256	RT-256	RP-256	RR-256	280	11.0236	500	19.6850	80	3.1496	0.160							
RU-5256	RN-5256	RJ-5256	RF-5256	RT-5256	RP-5256	RR-5256	280	11.0236	500	19.6850	165.1	6.5000	0.160							
RU-356	RN-356	RJ-356	RF-356	RT-356	RP-356	RR-356	280	11.0236	580	22.8346	108	4.2520	0.200							
RU-5356	RN-5356	RJ-5356	RF-5356	RT-5356	RP-5356	RR-5356	280	11.0236	580	22.8346	215.9	8.5000	0.200							
RU-5060	RN-5060	RJ-5060	RF-5060	RT-5060	RP-5060	RR-5060	300	11.8110	460	18.1102	118	4.6457	0.120							
RU-160	RN-160	RJ-160	RF-160	RT-160	RP-160	RR-160	300	11.8110	480	18.8976	67	2.6378	0.120							
RU-5160	RN-5160	RJ-5160	RF-5160	RT-5160	RP-5160	RR-5160	300	11.8110	480	18.8976	127	5.0000	0.120							
RU-260	RN-260	RJ-260	RF-260	RT-260	RP-260	RR-260	300	11.8110	540	21.2598	85	3.3465	0.160							
RU-2260	RN-2260	RJ-2260	RF-2260	RT-2260	RP-2260	RR-2260	300	11.8110	540	21.2598	140	5.5118	0.160							
RU-5260	RN-5260	RJ-5260	RF-5260	RT-5260	RP-5260	RR-5260	300	11.8110	540	21.2598	177.8	7.0000	0.160							
RU-5064	RN-5064	RJ-5064	RF-5064	RT-5064	RP-5064	RR-5064	320	12.5984	480	18.8976	121	4.7638	0.120							
RU-164	RN-164	RJ-164	RF-164	RT-164	RP-164	RR-164	320	12.5984	500	19.6850	71	2.7953	0.120							
RU-5164	RN-5164	RJ-5164	RF-5164	RT-5164	RP-5164	RR-5164	320	12.5984	500	19.6850	130.2	5.1250	0.120							
RU-264	RN-264	RJ-264	RF-264	RT-264	RP-264	RR-264	320	12.5984	580	22.8346	92	3.6220	0.160							
RU-5264	RN-5264	RJ-5264	RF-5264	RT-5264	RP-5264	RR-5264	320	12.5984	580	22.8346	190.5	7.5000	0.160							
RU-364	RN-364	RJ-364	RF-364	RT-364	RP-364	RR-364	320	12.5984	670	26.3780	112	4.4094	0.200							
RU-7364	RN-7364	RJ-7364	RF-7364	RT-7364	RP-7364	RR-7364	320	12.5984	670	26.3780	175	6.8898	0.200							
RU-5364	RN-5364	RJ-5364	RF-5364	RT-5364	RP-5364	RR-5364	320	12.5984	670	26.3780	254	10.0000	0.200							
RU-5068	RN-5068	RJ-5068	RF-5068	RT-5068	RP-5068	RR-5068	340	13.3858	520	20.4724	133	5.2362	0.160							
RU-7068	RN-7068	RJ-7068	RF-7068	RT-7068	RP-7068	RR-7068	340	13.3858	520	20.4724	180	7.0866	0.160							
RU-5072	RN-5072	RJ-5072	RF-5072	RT-5072	RP-5072	RR-5072	360	14.1732	540	21.2598	134	5.2756	0.160							
RU-7072	RN-7072	RJ-7072	RF-7072	RT-7072	RP-7072	RR-7072	360	14.1732	540	21.2598	160	7.0866	0.160							
RU-5076	RN-5076	RJ-5076	RF-5076	RT-5076	RP-5076	RR-5076	380	14.9606	560	22.0472	135	5.3150	0.160							
RU-7076	RN-7076	RJ-7076	RF-7076	RT-7076	RP-7076	RR-7076	380	14.9606	560	22.0472	180	7.0866	0.160							
RU-5084	RN-5084	RJ-5084	RF-5084	RT-5084	RP-5084	RR-5084	420	16.5354	620	24.4094	150	5.9055	0.160							
RU-7084	RN-7084	RJ-7084	RF-7084	RT-7084	RP-7084	RR-7084	420	16.5354	620	24.4094	200	7.8740	0.160							
RU-5088	RN-5088	RJ-5088	RF-5088	RT-5088	RP-5088	RR-5088	440	17.3228	650	25.5905	157	6.1817	0.200							
RU-7088	RN-7088	RJ-7088	RF-7088	RT-7088	RP-7088	RR-7088	440	17.3228	650	25.5906	212	8.3465	0.200							
RU-5092	RN-5092	RJ-5092	RF-5092	RT-5092	RP-5092	RR-5092	460	18.1102	680	26.7717	163	6.4173	0.200							
RU-7092	RN-7092	RJ-7092	RF-7092	RT-7092	RP-7092	RR-7092	460	18.1102	680	26.7717	218	8.5827	0.200							
RU-5096	RN-5096	RJ-5096	RF-5096	RT-5096	RP-5096	RR-5096	480	18.8976	700	27.5591	165	6.4961	0.200							
RU-7096	RN-7096	RJ-7096	RF-7096	RT-7096	RP-7096	RR-7096	480	18.8976	700	27.5591	218	8.5827	0.200							

SCHEERER

Cylindrical Roller Bearings

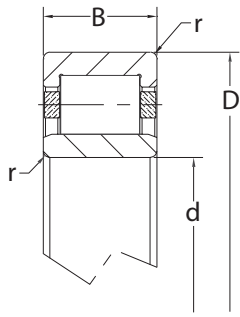
Single Row

INCH SIZE



										d I.D.		D O.D.		B WIDTH		r MAX FILLET RADIUS
N	U	J	F	C	INCH	MM	INCH	MM	INCH	MM	INCH	MM	INCH	MM	INCH	
XLRI-5-N	XLRI-5-U	XLRI-5-J	XLRI-5-F	XLRI-5-C	5.000	127.000	7.000	177.800	1.000	25.400	0.094					
XLRI-5 1/8-N	XLRI-5 1/8-U	XLRI-5 1/8-J	XLRI-5 1/8-F	XLRI-5 1/8-C	5.125	130.175	7.250	184.150	1.000	25.400	0.094					
XLRI-5 1/4-N	XLRI-5 1/4-U	XLRI-5 1/4-J	XLRI-5 1/4-F	XLRI-5 1/4-C	5.250	133.350	7.250	184.150	1.000	25.400	0.094					
XLRI-5 3/8-N	XLRI-5 3/8-U	XLRI-5 3/8-J	XLRI-5 3/8-F	XLRI-5 3/8-C	5.375	136.525	7.500	190.500	1.000	25.400	0.094					
XLRI-5 1/2-N	XLRI-5 1/2-U	XLRI-5 1/2-J	XLRI-5 1/2-F	XLRI-5 1/2-C	5.500	139.700	7.500	190.500	1.000	25.400	0.094					
XLRI-5 5/8-N	XLRI-5 5/8-U	XLRI-5 5/8-J	XLRI-5 5/8-F	XLRI-5 5/8-C	5.625	142.875	7.750	196.850	1.000	25.400	0.094					
XLRI-5 3/4-N	XLRI-5 3/4-U	XLRI-5 3/4-J	XLRI-5 3/4-F	XLRI-5 3/4-C	5.750	146.050	7.750	196.850	1.000	25.400	0.094					
XLRI-5 7/8-N	XLRI-5 7/8-U	XLRI-5 7/8-J	XLRI-5 7/8-F	XLRI-5 7/8-C	5.875	149.225	8.000	203.200	1.000	25.400	0.094					
XLRI-6-N	XLRI-6-U	XLRI-6-J	XLRI-6-F	XLRI-6-C	6.000	152.400	8.000	203.200	1.000	25.400	0.094					
XLRI-6 1/4-N	XLRI-6 1/4-U	XLRI-6 1/4-J	XLRI-6 1/4-F	XLRI-6 1/4-C	6.250	158.750	8.500	215.900	1.125	28.575	0.125					
XLRI-6 1/2-N	XLRI-6 1/2-U	XLRI-6 1/2-J	XLRI-6 1/2-F	XLRI-6 1/2-C	6.500	165.100	8.750	222.250	1.125	28.575	0.125					
XLRI-6 3/4-N	XLRI-6 3/4-U	XLRI-6 3/4-J	XLRI-6 3/4-F	XLRI-6 3/4-C	6.750	171.450	9.000	228.600	1.125	28.575	0.125					
XLRI-7-N	XLRI-7-U	XLRI-7-J	XLRI-7-F	XLRI-7-C	7.000	177.800	9.500	241.300	1.250	31.750	0.125					
XLRI-7 1/4-N	XLRI-7 1/4-U	XLRI-7 1/4-J	XLRI-7 1/4-F	XLRI-7 1/4-C	7.250	184.150	9.750	247.650	1.250	31.750	0.125					
XLRI-7 1/2-N	XLRI-7 1/2-U	XLRI-7 1/2-J	XLRI-7 1/2-F	XLRI-7 1/2-C	7.500	190.500	10.000	254.000	1.250	31.750	0.125					
XLRI-7 3/4-N	XLRI-7 3/4-U	XLRI-7 3/4-J	XLRI-7 3/4-F	XLRI-7 3/4-C	7.750	196.850	10.500	266.700	1.375	34.925	0.125					
XLRI-8-N	XLRI-8-U	XLRI-8-J	XLRI-8-F	XLRI-8-C	8.000	203.200	10.750	273.050	1.375	34.925	0.125					
XLRI-8 1/4-N	XLRI-8 1/4-U	XLRI-8 1/4-J	XLRI-8 1/4-F	XLRI-8 1/4-C	8.250	209.550	11.000	279.400	1.375	34.925	0.125					
XLRI-8 1/2-N	XLRI-8 1/2-U	XLRI-8 1/2-J	XLRI-8 1/2-F	XLRI-8 1/2-C	8.500	215.900	11.500	292.100	1.500	38.100	0.125					
XLRI-8 3/4-N	XLRI-8 3/4-U	XLRI-8 3/4-J	XLRI-8 3/4-F	XLRI-8 3/4-C	8.750	222.250	11.750	298.450	1.500	38.100	0.125					
XLRI-9-N	XLRI-9-U	XLRI-9-J	XLRI-9-F	XLRI-9-C	9.000	228.600	12.000	304.800	1.500	38.100	0.125					
XLRI-9 1/2-N	XLRI-9 1/2-U	XLRI-9 1/2-J	XLRI-9 1/2-F	XLRI-9 1/2-C	9.500	241.300	12.750	323.850	1.625	41.275	0.156					
XLRI-10-N	XLRI-10-U	XLRI-10-J	XLRI-10-F	XLRI-10-C	10.000	254.000	13.250	336.550	1.625	41.275	0.156					
XLRI-10 1/2-N	XLRI-10 1/2-U	XLRI-10 1/2-J	XLRI-10 1/2-F	XLRI-10 1/2-C	10.500	266.700	14.000	355.600	1.750	44.450	0.156					
XLRI-11-N	XLRI-11-U	XLRI-11-J	XLRI-11-F	XLRI-11-C	11.000	279.400	14.500	368.300	1.750	44.450	0.156					
XLRI-11 1/2-N	XLRI-11 1/2-U	XLRI-11 1/2-J	XLRI-11 1/2-F	XLRI-11 1/2-C	11.500	292.100	15.250	387.350	1.875	47.625	0.156					
XLRI-12-N	XLRI-12-U	XLRI-12-J	XLRI-12-F	XLRI-12-C	12.000	304.800	16.000	406.400	2.000	50.800	0.187					
XLRI-12 1/2-N	XLRI-12 1/2-U	XLRI-12 1/2-J	XLRI-12 1/2-F	XLRI-12 1/2-C	12.500	317.500	16.500	419.100	2.000	50.800	0.187					
XLRI-13-N	XLRI-13-U	XLRI-13-J	XLRI-13-F	XLRI-13-C	13.000	330.200	17.500	444.500	2.250	57.150	0.187					
XLRI-13 1/2-N	XLRI-13 1/2-U	XLRI-13 1/2-J	XLRI-13 1/2-F	XLRI-13 1/2-C	13.500	342.900	18.000	457.200	2.250	57.150	0.870					
XLRI-14-N	XLRI-14-U	XLRI-14-J	XLRI-14-F	XLRI-14-C	14.000	355.600	18.500	469.900	2.250	57.150	0.187					
XLRI-14 1/2-N	XLRI-14 1/2-U	XLRI-14 1/2-J	XLRI-14 1/2-F	XLRI-14 1/2-C	14.500	368.300	19.500	495.300	2.500	63.500	0.187					
XLRI-15-N	XLRI-15-U	XLRI-15-J	XLRI-15-F	XLRI-15-C	15.000	381.000	20.000	508.000	2.500	63.500	0.187					
XLRI-16-N	XLRI-16-U	XLRI-16-J	XLRI-16-F	XLRI-16-C	16.000	406.400	21.500	546.100	2.750	69.850	0.187					
XLRI-17-N	XLRI-17-U	XLRI-17-J	XLRI-17-F	XLRI-17-C	17.000	431.800	22.500	571.500	2.750	69.850	0.187					
XLRI-18-N	XLRI-18-U	XLRI-18-J	XLRI-18-F	XLRI-18-C	18.000	457.200	24.000	609.600	3.000	76.200	0.250					
XLRI-24-N	XLRI-24-U	XLRI-24-J	XLRI-24-F	XLRI-24-C	24.000	609.600	32.000	812.800	4.000	101.600	0.250					

SCHEERER
Cylindrical Roller Bearings
 Single Row
 INCH SIZE



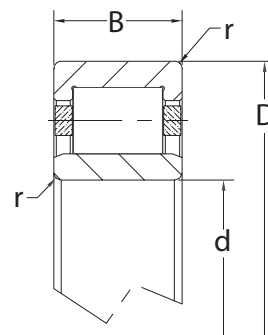
					d I.D.		D O.D.		B WIDTH		r MAX FILLET RADIUS
					INCH	MM	INCH	MM	INCH	MM	INCH
N	U	J	F	C							
LRI-3 1/2-N	LRI-3 1/2-U	LRI-3 1/2-J	LRI-3 1/2-F	LRI-3 1/2-C	3.500	88.900	6.500	165.100	1.125	28.575	0.094
LRI-3 3/4-N	LRI-3 3/4-U	LRI-3 3/4-J	LRI-3 3/4-F	LRI-3 3/4-C	3.750	95.250	6.750	171.450	1.125	28.575	0.094
LRI-4-N	LRI-4-U	LRI-4-J	LRI-4-F	LRI-4-C	4.000	101.600	7.250	184.150	1.250	31.750	0.094
LRI-4 1/4-N	LRI-4 1/4-U	LRI-4 1/4-J	LRI-4 1/4-F	LRI-4 1/4-C	4.250	107.950	7.500	190.500	1.250	31.750	0.094
LRI-4 1/2-N	LRI-4 1/2-U	LRI-4 1/2-J	LRI-4 1/2-F	LRI-4 1/2-C	4.500	114.300	8.000	203.200	1.312	33.325	0.125
LRI-4 3/4-N	LRI-4 3/4-U	LRI-4 3/4-J	LRI-4 3/4-F	LRI-4 3/4-C	4.750	120.650	8.250	209.550	1.312	33.325	0.125
LRI-5-N	LRI-5-U	LRI-5-J	LRI-5-F	LRI-5-C	5.000	127.000	9.000	228.600	1.375	34.925	0.125
LRI-5 1/2-N	LRI-5 1/2-U	LRI-5 1/2-J	LRI-5 1/2-F	LRI-5 1/2-C	5.500	139.700	9.500	241.300	1.375	34.925	0.125
LRI-6-N	LRI-6-U	LRI-6-J	LRI-6-F	LRI-6-C	6.000	152.400	10.500	266.700	1.562	39.675	0.156
LRI-6 1/2-N	LRI-6 1/2-U	LRI-6 1/2-J	LRI-6 1/2-F	LRI-6 1/2-C	6.500	165.100	11.000	279.400	1.562	39.675	0.156
LRI-7-N	LRI-7-U	LRI-7-J	LRI-7-F	LRI-7-C	7.000	177.800	12.000	304.800	1.750	44.450	0.156
LRI-7 1/2-N	LRI-7 1/2-U	LRI-7 1/2-J	LRI-7 1/2-F	LRI-7 1/2-C	7.500	190.500	12.500	317.500	1.750	44.450	0.156
LRI-8-N	LRI-8-U	LRI-8-J	LRI-8-F	LRI-8-C	8.000	203.200	13.000	330.200	1.750	44.450	0.156
LRI-8 1/2-N	LRI-8 1/2-U	LRI-8 1/2-J	LRI-8 1/2-F	LRI-8 1/2-C	8.500	215.900	14.000	355.600	2.000	50.800	0.187
LRI-9-N	LRI-9-U	LRI-9-J	LRI-9-F	LRI-9-C	9.000	228.600	14.500	368.300	2.000	50.800	0.187
LRI-9 1/2-N	LRI-9 1/2-U	LRI-9 1/2-J	LRI-9 1/2-F	LRI-9 1/2-C	9.500	241.300	15.125	384.175	2.000	50.800	0.187
LRI-10-N	LRI-10-U	LRI-10-J	LRI-10-F	LRI-10-C	10.000	254.000	15.750	400.050	2.000	50.800	0.187
LRI-10 1/2-N	LRI-10 1/2-U	LRI-10 1/2-J	LRI-10 1/2-F	LRI-10 1/2-C	10.500	266.700	16.625	422.275	2.250	57.150	0.187
LRI-11-N	LRI-11-U	LRI-11-J	LRI-11-F	LRI-11-C	11.000	279.400	17.500	444.500	2.250	57.150	0.187
LRI-11 1/2-N	LRI-11 1/2-U	LRI-11 1/2-J	LRI-11 1/2-F	LRI-11 1/2-C	11.500	292.100	18.000	457.200	2.375	60.325	0.187
LRI-12-N	LRI-12-U	LRI-12-J	LRI-12-F	LRI-12-C	12.000	304.800	18.500	469.900	2.625	66.675	0.187
LRI-12 1/2-N	LRI-12 1/2-U	LRI-12 1/2-J	LRI-12 1/2-F	LRI-12 1/2-C	12.500	317.500	19.000	482.600	2.625	66.675	0.187
LRI-13-N	LRI-13-U	LRI-13-J	LRI-13-F	LRI-13-C	13.000	330.200	20.000	508.000	2.750	69.850	0.187
LRI-13 1/2-N	LRI-13 1/2-U	LRI-13 1/2-J	LRI-13 1/2-F	LRI-13 1/2-C	13.500	342.900	20.750	527.050	2.750	69.850	0.187
LRI-14-N	LRI-14-U	LRI-14-J	LRI-14-F	LRI-14-C	14.000	355.600	21.500	546.100	2.875	73.025	0.187
LRI-14 1/2-N	LRI-14 1/2-U	LRI-14 1/2-J	LRI-14 1/2-F	LRI-14 1/2-C	14.500	368.300	22.000	558.800	3.000	76.200	0.187
LRI-15-N	LRI-15-U	LRI-15-J	LRI-15-F	LRI-15-C	15.000	381.000	22.500	571.500	3.000	76.200	0.187
LRI-16-N	LRI-16-U	LRI-16-J	LRI-16-F	LRI-16-C	16.000	406.400	23.750	603.250	3.250	82.550	0.250
LRI-17-N	LRI-17-U	LRI-17-J	LRI-17-F	LRI-17-C	17.000	431.800	25.000	635.000	3.500	88.900	0.250
LRI-18-N	LRI-18-U	LRI-18-J	LRI-18-F	LRI-18-C	18.000	457.200	27.000	685.800	3.500	88.900	0.250
LRI-18 1/2-N	LRI-18 1/2-U	LRI-18 1/2-J	LRI-18 1/2-F	LRI-18 1/2-C	18.500	469.900	27.500	698.500	3.500	88.900	0.250

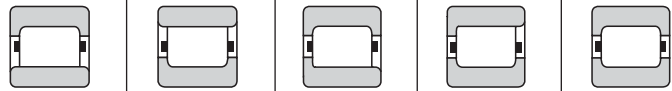
SCHEERER

Cylindrical Roller Bearings

Single Row

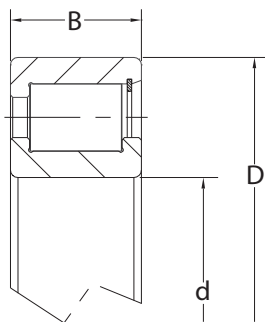
INCH SIZE



					d I.D.		D O.D.		B WIDTH		rMAX FILLET RADIUS
U	N	J	F	C	MM	INCH	MM	INCH	MM	INCH	INCH
MRI-3-U	MRI-3-N	MRI-3-J	MRI-3-F	MRI-3-C	3.000	76.200	7.000	177.800	1.563	39.688	0.187
MRI- 3 1/4-U	MRI- 3 1/4-N	MRI-3 1/4-J	MRI-3 1/4-F	MRI-3 1/4-C	3.250	82.550	7.500	190.500	1.563	39.688	0.187
MRI-3 3/8-U	MRI-3 3/8-N	MRI-3 3/8-J	MRI-3 3/8-F	MRI-3 3/8-C	3.375	85.725	7.500	190.500	1.563	39.688	0.187
MRI-3 1/2-U	MRI-3 1/2-N	MRI-3 1/2-J	MRI-3 1/2-F	MRI-3 1/2-C	3.500	88.900	8.125	206.375	1.750	44.450	0.187
MRI-4-U	MRI-4-N	MRI-4-J	MRI-4-F	MRI-4-C	4.000	101.600	8.500	215.900	1.750	44.450	0.187
MRI-4 1/4-U	MRI-4 1/4-N	MRI-4 1/4-J	MRI-4 1/4-F	MRI-4 1/4-C	4.250	107.950	8.750	222.250	1.750	44.450	0.187
MRI-4 1/2-U	MRI-4 1/2-N	MRI-4 1/2-J	MRI-4 1/2-F	MRI-4 1/2-C	4.500	114.300	9.375	238.125	2.000	50.800	0.187
MRI-5-U	MRI-5-N	MRI-5-J	MRI-5-F	MRI-5-C	5.000	127.000	10.000	254.000	2.000	50.800	0.187
MRI-5 1/2-U	MRI-5 1/2-N	MRI-5 1/2-J	MRI-5 1/2-F	MRI-5 1/2-C	5.500	139.700	11.000	279.400	2.000	50.800	0.187
MRI-6-U	MRI-6-N	MRI-6-J	MRI-6-F	MRI-6-C	6.000	152.400	12.000	304.800	2.250	57.150	0.187
MRI-6 1/2-U	MRI-6 1/2-N	MRI-6 1/2-J	MRI-6 1/2-F	MRI-6 1/2-C	6.500	165.100	13.000	330.200	2.500	63.500	0.187
MRI-7-U	MRI-7-N	MRI-7-J	MRI-7-F	MRI-7-C	7.000	177.800	13.500	342.900	2.500	63.500	0.187
MRI-7 1/2-U	MRI-7 1/2-N	MRI-7 1/2-J	MRI-7 1/2-F	MRI-7 1/2-C	7.500	190.500	14.500	368.300	2.750	69.850	0.187
MRI-8-U	MRI-8-N	MRI-8-J	MRI-8-F	MRI-8-C	8.000	203.200	15.000	381.000	2.750	69.850	0.250
MRI-8 1/2-U	MRI-8 1/2-N	MRI-8 1/2-J	MRI-8 1/2-F	MRI-8 1/2-C	8.500	215.900	16.000	406.400	3.000	76.200	0.250
MRI-9-U	MRI-9-N	MRI-9-J	MRI-9-F	MRI-9-C	9.000	228.600	17.000	431.800	3.000	76.200	0.250
MRI-9 1/2-U	MRI-9 1/2-N	MRI-9 1/2-J	MRI-9 1/2-F	MRI-9 1/2-C	9.500	241.300	18.000	457.200	3.250	82.550	0.250
MRI-10-U	MRI-10-N	MRI-10-J	MRI-10-F	MRI-10-C	10.000	254.000	18.500	469.900	3.250	82.550	0.250
MRI-10 1/2-U	MRI-10 1/2-N	MRI-10 1/2-J	MRI-10 1/2-F	MRI-10 1/2-C	10.500	266.700	19.500	495.300	3.500	88.900	0.250
MRI-11-U	MRI-11-N	MRI-11-J	MRI-11-F	MRI-11-C	11.000	279.400	20.000	508.000	3.500	88.900	0.250
MRI-11 1/2-U	MRI-11 1/2-N	MRI-11 1/2-J	MRI-11 1/2-F	MRI-11 1/2-C	11.500	292.100	21.000	533.400	3.750	95.250	0.250
MRI-12-U	MRI-12-N	MRI-12-J	MRI-12-F	MRI-12-C	12.000	304.800	21.500	546.100	3.750	95.250	0.250
MRI-12 1/2-U	MRI-12 1/2-N	MRI-12 1/2-J	MRI-12 1/2-F	MRI-12 1/2-C	12.500	317.500	22.500	571.500	4.000	101.600	0.250
MRI-13-U	MRI-13-N	MRI-13-J	MRI-13-F	MRI-13-C	13.000	330.200	23.500	596.900	4.000	101.600	0.250
MRI-13 1/2-U	MRI-13 1/2-N	MRI-13 1/2-J	MRI-13 1/2-F	MRI-13 1/2-C	13.500	342.900	24.500	622.300	4.250	107.950	0.250
MRI-14-U	MRI-14-N	MRI-14-J	MRI-14-F	MRI-14-C	14.000	355.600	25.000	635.000	4.250	107.950	0.250
MRI-14 1/2-U	MRI-14 1/2-N	MRI-14 1/2-J	MRI-14 1/2-F	MRI-14 1/2-C	14.500	368.300	26.000	660.400	4.500	114.300	0.250
MRI-15-U	MRI-15-N	MRI-15-J	MRI-15-F	MRI-15-C	15.000	381.000	26.500	673.100	4.500	114.300	0.250
MRI-15 1/2-U	MRI-15 1/2-N	MRI-15 1/2-J	MRI-15 1/2-F	MRI-15 1/2-C	15.500	393.700	27.500	698.500	4.750	120.650	0.250
MRI-16-U	MRI-16-N	MRI-16-J	MRI-16-F	MRI-16-C	16.000	406.400	28.000	711.200	4.750	120.650	0.250
MRI-16 1/2-U	MRI-16 1/2-N	MRI-16 1/2-J	MRI-16 1/2-F	MRI-16 1/2-C	16.500	419.100	29.000	736.600	5.000	127.000	0.250
MRI-17-U	MRI-17-N	MRI-17-J	MRI-17-F	MRI-17-C	17.000	431.800	29.500	749.300	5.000	127.000	0.250
MRI-17 1/2-U	MRI-17 1/2-N	MRI-17 1/2-J	MRI-17 1/2-F	MRI-17 1/2-C	17.500	444.500	30.500	774.700	5.250	133.350	0.250
MRI-18-U	MRI-18-N	MRI-18-J	MRI-18-F	MRI-18	18.000	457.200	31.000	787.400	5.250	133.350	0.250
MRI-18 1/2-U	MRI-18 1/2-N	MRI-18 1/2-J	MRI-18 1/2-F	MRI-18 1/2-C	18.500	469.900	32.000	812.800	5.500	139.700	0.250
MRI-19-U	MRI-19-N	MRI-19-J	MRI-19-F	MRI-19-C	19.000	482.600	32.500	825.500	5.500	139.700	0.250
MRI-19 1/2-U	MRI-19 1/2-N	MRI-19 1/2-J	MRI-19 1/2-F	MRI-19 1/2-C	19.500	495.300	33.500	850.900	5.750	146.050	0.250

Cylindrical Roller Bearings

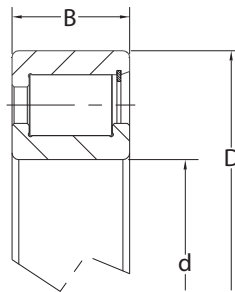
Full Complement Single Row Semi-Locating



BEARING NUMBER	d I.D.		D O.D.		B WIDTH	
	MM	INCH	MM	INCH	MM	INCH
NCF-1830-V	150	5.9055	190	7.4803	20	0.7874
NCF-1832-V	160	6.2992	200	7.8740	20	0.7874
NCF-1834-V	170	6.6929	215	8.4646	22	0.8661
NCF-1836-V	180	7.0866	225	8.8583	22	0.8661
NCF-1838-V	190	7.4803	240	9.4488	24	0.9449
NCF-1840-V	200	7.8740	250	9.8425	24	0.9449
NCF-1844-V	220	8.6614	270	10.6299	24	0.9449
NCF-1848-V	240	9.4488	300	11.8110	28	1.1024
NCF-1852-V	260	10.2362	320	12.5984	28	1.1024
NCF-1856-V	280	11.0236	350	13.7795	33	1.2992
NCF-1860-V	300	11.8110	380	14.9606	38	1.4961
NCF-1864-V	320	12.5984	400	15.7480	38	1.4961
NCF-1868-V	340	13.3858	420	16.5354	38	1.4961
NCF-1872-V	360	14.1732	440	17.3228	38	1.4961
NCF-1876-V	380	14.9606	480	18.8976	46	1.8110
NCF-1880-V	400	15.7480	500	19.6850	46	1.8110
NCF-1884-V	420	16.5354	520	20.4724	46	1.8110
NCF-1888-V	440	17.3228	540	21.2598	46	1.8110
NCF-1892-V	460	18.1102	580	22.8346	56	2.2047
NCF-1896-V	480	18.8976	600	23.6220	56	2.2047
NCF-18/500-V	500	19.6850	620	24.4094	56	2.2047
NCF-18/530-V	530	20.8661	650	25.5906	56	2.2047
NCF-18/560-V	560	22.0472	680	26.7717	56	2.2047
NCF-18/600-V	600	23.6220	730	28.7402	60	2.3622
NCF-18/630-V	630	24.8031	780	30.7087	69	2.7165
NCF-18/670-V	670	26.3780	820	32.2835	69	2.7165
NCF-18/710-V	710	27.9528	870	34.2520	74	2.9134
NCF-18/750-V	750	29.5276	920	36.2205	78	3.0709
NCF-18/800-V	800	31.4961	980	38.5827	82	3.2283
NCF-18/850-V	850	33.4646	1030	40.5512	82	3.2283
NCF-18/900-V	900	35.4331	1090	42.9134	85	3.3465
NCF-18/950-V	950	37.4016	1150	45.2756	90	3.5433
NCF-18/1000-V	1000	39.3701	1220	48.0315	100	3.9370
NCF-18/1060-V	1060	41.7323	1280	50.3937	100	3.9370
NCF-18/1120-V	1120	44.0945	1360	53.5433	106	4.1732
NCF-18/1400-V	1400	55.1181	1700	66.9291	132	5.1969

SCHEERER

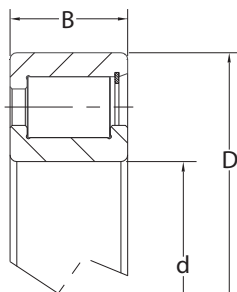
Cylindrical Roller Bearings

Full Complement Single Row Semi-Locating

BEARING NUMBER	d I.D.		D O.D.		B WIDTH	
	MM	INCH	MM	INCH	MM	INCH
NCF-2204-V	20	0.7874	47	1.8504	18	0.7087
NCF-2205-V	25	0.9843	52	2.0472	18	0.7087
NCF-2206-V	30	1.1811	62	2.4409	20	0.7874
NCF-2207-V	35	1.3780	72	2.8346	23	0.9055
NCF-2208-V	40	1.5748	80	3.1496	23	0.9055
NCF-2209-V	45	1.7717	85	3.3465	23	0.9055
NCF-2210-V	50	1.9685	90	3.5433	23	0.9055
NCF-2211-V	55	2.1654	100	3.9370	25	0.9843
NCF-2212-V	60	2.3622	110	4.3307	28	1.1024
NCF-2213-V	65	2.5591	120	4.7244	31	1.2205
NCF-2214-V	70	2.7559	125	4.9213	31	1.2205
NCF-2215-V	75	2.9528	130	5.1181	31	1.2205
NCF-2216-V	80	3.1496	140	5.5118	33	1.2992
NCF-2217-V	85	3.3465	150	5.9055	36	1.4173
NCF-2218-V	90	3.5433	160	6.2992	40	1.5748
NCF-2219-V	95	3.7402	170	6.6929	43	1.6929
NCF-2220-V	100	3.9370	180	7.0866	46	1.8110
NCF-2222-V	110	4.3307	200	7.8740	53	2.0866
NCF-2224-V	120	4.7244	215	8.4646	58	2.2835
NCF-2226-V	130	5.1181	230	9.0551	64	2.5197
NCF-2228-V	140	5.5118	250	9.8425	68	2.6772
NCF-2230-V	150	5.9055	270	10.6299	73	2.8740
NCF-2232-V	160	6.2992	290	11.4173	80	3.1496
NCF-2234-V	170	6.6929	310	12.2047	86	3.3858
NCF-2236-V	180	7.0866	320	12.5984	86	3.3858
NCF-2238-V	190	7.4803	340	13.3858	92	3.6220
NCF-2240-V	200	7.8740	360	14.1732	98	3.8583
NCF-2244-V	220	8.6614	400	15.7480	108	4.2520
NCF-2248-V	240	9.4488	440	17.3228	120	4.7244
NCF-2252-V	260	10.2362	480	18.8976	130	5.1181
NCF-2256-V	280	11.0236	500	19.6850	130	5.1181
NCF-2260-V	300	11.8110	540	21.2598	140	5.5118

Cylindrical Roller Bearings

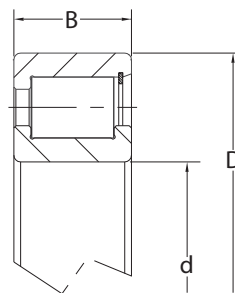
Full Complement Single Row Semi-Locating



BEARING NUMBER	d I.D.		D O.D.		B WIDTH	
	MM	INCH	MM	INCH	MM	INCH
NCF-2830-V	150	5.9055	190	7.4803	24	0.9449
NCF-2832-V	160	6.2992	200	7.8740	24	0.9449
NCF-2834-V	170	6.6929	215	8.4646	27	1.0630
NCF-2836-V	180	7.0866	225	8.8583	27	1.0630
NCF-2838-V	190	7.4803	240	9.4488	30	1.1811
NCF-2840-V	200	7.8740	250	9.8425	30	1.1811
NCF-2844-V	220	8.6614	270	10.6299	30	1.1811
NCF-2848-V	240	9.4488	300	11.8110	36	1.4173
NCF-2852-V	260	10.2362	320	12.5984	36	1.4173
NCF-2856-V	280	11.0236	350	13.7795	42	1.6535
NCF-2860-V	300	11.8110	380	14.9606	48	1.8898
NCF-2864-V	320	12.5984	400	15.7480	48	1.8898
NCF-2868-V	340	13.3858	420	16.5354	48	1.8898
NCF-2872-V	360	14.1732	440	17.3228	48	1.8898
NCF-2876-V	380	14.9606	480	18.8976	60	2.3622
NCF-2880-V	400	15.7480	500	19.6850	60	2.3622
NCF-2884-V	420	16.5354	520	20.4724	60	2.3622
NCF-2888-V	440	17.3228	540	21.2598	60	2.3622
NCF-2892-V	460	18.1102	580	22.8346	72	2.8346
NCF-2896-V	480	18.8976	600	23.6220	72	2.8346
NCF-28/500-V	500	19.6850	620	24.4094	72	2.8346
NCF-28/530-V	530	20.8661	650	25.5906	72	2.8346
NCF-28/560-V	560	22.0472	680	26.7717	72	2.8346
NCF-28/600-V	600	23.6220	730	28.7402	78	3.0709
NCF-28/630-V	630	24.8031	780	30.7087	88	3.4646
NCF-28/670-V	670	26.3780	820	32.2835	88	3.4646
NCF-28/710-V	710	27.9528	870	34.2520	95	3.7402
NCF-28/750-V	750	29.5276	920	36.2205	100	3.9370
NCF-28/800-V	800	31.4961	980	38.5827	106	4.1732
NCF-28/850-V	850	33.4646	1030	40.5512	106	4.1732
NCF-28/900-V	900	35.4331	1090	42.9134	112	4.4094
NCF-28/950-V	950	37.4016	1150	45.2756	118	4.6457
NCF-28/1000-V	1000	39.3701	1220	48.0315	128	5.0394

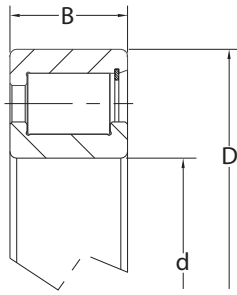
Cylindrical Roller Bearings

Full Complement Single Row Semi-Locating



BEARING NUMBER	d I.D.		D O.D.		B WIDTH	
	MM	INCH	MM	INCH	MM	INCH
NCF-2912-V	60	2.3622	85	3.3465	16	0.6299
NCF-2913-V	65	2.5591	90	3.5433	16	0.6299
NCF-2914-V	70	2.7559	100	3.9370	19	0.7480
NCF-2915-V	75	2.9528	105	4.1339	19	0.7480
NCF-2916-V	80	3.1496	110	4.3307	19	0.7480
NCF-2917-V	85	3.3465	120	4.7244	22	0.8661
NCF-2918-V	90	3.5433	125	4.9213	22	0.8661
NCF-2919-V	95	3.7402	130	5.1181	22	0.8661
NCF-2920-V	100	3.9370	140	5.5118	24	0.9449
NCF-2922-V	110	4.3307	150	5.9055	24	0.9449
NCF-2924-V	120	4.7244	165	6.4961	27	1.0630
NCF-2926-V	130	5.1181	180	7.0866	30	1.1811
NCF-2928-V	140	5.5118	190	7.4803	30	1.1811
NCF-2930-V	150	5.9055	210	8.2677	36	1.4173
NCF-2932-V	160	6.2992	220	8.6614	36	1.4173
NCF-2934-V	170	6.6929	230	9.0551	36	1.4173
NCF-2936-V	180	7.0866	250	9.8425	42	1.6535
NCF-2938-V	190	7.4803	260	10.2362	42	1.6535
NCF-2940-V	200	7.8740	280	11.0236	48	1.8898
NCF-2944-V	220	8.6614	300	11.8110	48	1.8898
NCF-2948-V	240	9.4488	320	12.5984	48	1.8898
NCF-2952-V	260	10.2362	360	14.1732	60	2.3622
NCF-2956-V	280	11.0236	380	14.9606	60	2.3622
NCF-2960-V	300	11.8110	420	16.5354	72	2.8346
NCF-2964-V	320	12.5984	440	17.3228	72	2.8346
NCF-2968-V	340	13.3858	460	18.1102	72	2.8346
NCF-2972-V	360	14.1732	480	18.8976	72	2.8346
NCF-2976-V	380	14.9606	520	20.4724	82	3.2283
NCF-2980-V	400	15.7480	540	21.2598	82	3.2283
NCF-2984-V	420	16.5354	560	22.0472	82	3.2283
NCF-2988-V	440	17.3228	600	23.6220	95	3.7402
NCF-2992-V	460	18.1102	620	24.4094	95	3.7402
NCF-2996-V	480	18.8976	650	25.5906	100	3.9370
NCF-29/500-V	500	19.6850	670	26.3780	100	3.9370
NCF-29/530-V	530	20.8661	710	27.9528	106	4.1732
NCF-29/560-V	560	22.0472	750	29.5276	112	4.4094
NCF-29/600-V	600	23.6220	800	31.4961	118	4.6457
NCF-29/630-V	630	24.8031	850	33.4646	128	5.0394
NCF-29/670-V	670	26.3780	900	35.4331	136	5.3543
NCF-29/710-V	710	27.9528	950	37.4016	140	5.5118
NCF-29/750-V	750	29.5276	1000	39.3701	145	5.7087
NCF-29/800-V	800	31.4961	1060	41.7323	150	5.9055
NCF-29/850-V	850	33.4646	1120	44.0945	155	6.1024
NCF-29/900-V	900	35.4331	1180	46.4567	165	6.4961
NCF-29/950-V	950	37.4016	1250	49.2126	175	6.8898
NCF-29/1000-V	1000	39.3701	1320	51.9685	185	7.2835

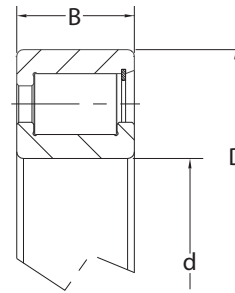
SCHEERER
Cylindrical Roller Bearings
Full Complement Single Row Semi-Locating



BEARING NUMBER	d I.D.		D O.D.		B WIDTH	
	MM	INCH	MM	INCH	MM	INCH
NCF-3004-V	20	0.7874	42	1.6535	16	0.6299
NCF-3005-V	25	0.9843	47	1.8504	16	0.6299
NCF-3006-V	30	1.1811	55	2.1654	19	0.7480
NCF-3007-V	35	1.3780	62	2.4409	20	0.7874
NCF-3008-V	40	1.5748	68	2.6772	21	0.8268
NCF-3009-V	45	1.7717	75	2.9528	23	0.9055
NCF-3010-V	50	1.9685	80	3.1496	23	0.9055
NCF-3011-V	55	2.1654	90	3.5433	26	1.0236
NCF-3012-V	60	2.3622	95	3.7402	26	1.0236
NCF-3013-V	65	2.5591	100	3.9370	26	1.0236
NCF-3014-V	70	2.7559	110	4.3307	30	1.1811
NCF-3015-V	75	2.9528	115	4.5276	30	1.1811
NCF-3016-V	80	3.1496	125	4.9213	34	1.3386
NCF-3017-V	85	3.3465	130	5.1181	34	1.3386
NCF-3018-V	90	3.5433	140	5.5118	37	1.4567
NCF-3020-V	100	3.9370	150	5.9055	37	1.4567
NCF-3022-V	110	4.3307	170	6.6929	45	1.7717
NCF-3024-V	120	4.7244	180	7.0866	46	1.8110
NCF-3026-V	130	5.1181	200	7.8740	52	2.0472
NCF-3028-V	140	5.5118	210	8.2677	53	2.0866
NCF-3030-V	150	5.9055	225	8.8583	56	2.2047
NCF-3032-V	160	6.2992	240	9.4488	60	2.3622
NCF-3034-V	170	6.6929	260	10.2362	67	2.6378

SCHEERER

Cylindrical Roller Bearings

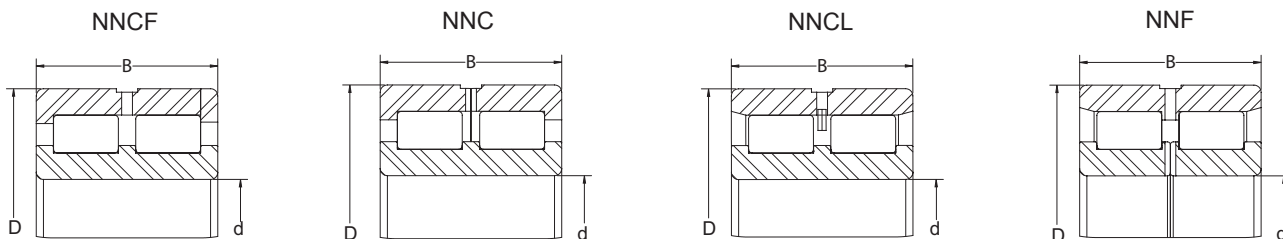
Full Complement Single Row Semi-Locating

BEARING NUMBER	d I.D.		D O.D.		B WIDTH	
	MM	INCH	MM	INCH	MM	INCH
NCF-3036-V	180	7.0866	280	11.0236	74	2.9134
NCF-3038-V	190	7.4803	290	11.4173	75	2.9528
NCF-3040-V	200	7.8740	310	12.2047	82	3.2283
NCF-3044-V	220	8.6614	340	13.3858	90	3.5433
NCF-3048-V	240	9.4488	360	14.1732	92	3.6220
NCF-3052-V	260	10.2362	400	15.7480	104	4.0945
NCF-3056-V	280	11.0236	420	16.5354	106	4.1732
NCF-3060-V	300	11.8110	460	18.1102	118	4.6457
NCF-3064-V	320	12.5984	480	18.8976	121	4.7638
NCF-3068-V	340	13.3858	520	20.4724	133	5.2362
NCF-3072-V	360	14.1732	540	21.2598	134	5.2756
NCF-3076-V	380	14.9606	560	22.0472	135	5.3150
NCF-3080-V	400	15.7480	600	23.6220	148	5.8268
NCF-3084-V	420	16.5354	620	24.4094	150	5.9055
NCF-3088-V	440	17.3228	650	25.5906	157	6.1811
NCF-3092-V	460	18.1102	680	26.7717	163	6.4173
NCF-3096-V	480	18.8976	700	27.5591	165	6.4961
NCF-30/500-V	500	19.6850	720	28.3465	167	6.5748
NCF-30/530-V	530	20.8661	780	30.7087	185	7.2835
NCF-30/560-V	560	22.0472	820	32.2835	195	7.6772
NCF-30/600-V	600	23.6220	870	34.2520	200	7.8740

Cylindrical Roller Bearings

Full Complement Double Row Semi-Locating

Available with Seals -2LSV

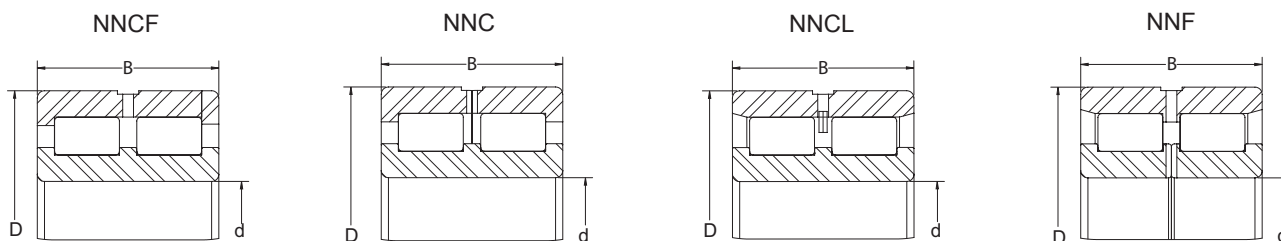


NNCF	NNC	NNCL	NNF	d I.D.		D O.D.		B WIDTH	
				MM	INCH	MM	INCH	MM	INCH
NNCF-4820-V	NNC-4820-V	NNCL-4820-V	NNF-4820-V	100	3.9370	125	4.9213	25	0.9843
NNCF-4822-V	NNC-4822-V	NNCL-4822-V	NNF-4822-V	110	4.3307	140	5.5118	30	1.1811
NNCF-4824-V	NNC-4824-V	NNCL-4824-V	NNF-4824-V	120	4.7244	150	5.9055	30	1.1811
NNCF-4826-V	NNC-4826-V	NNCL-4826-V	NNF-4826-V	130	5.1181	165	6.4961	35	1.3780
NNCF-4828-V	NNC-4828-V	NNCL-4828-V	NNF-4828-V	140	5.5118	175	6.8898	35	1.3780
NNCF-4830-V	NNC-4830-V	NNCL-4830-V	NNF-4830-V	150	5.9055	190	7.4803	40	1.5748
NNCF-4832-V	NNC-4832-V	NNCL-4832-V	NNF-4832-V	160	6.2992	200	7.8740	40	1.5748
NNCF-4834-V	NNC-4834-V	NNCL-4834-V	NNF-4834-V	170	6.6929	215	8.4646	45	1.7717
NNCF-4836-V	NNC-4836-V	NNCL-4836-V	NNF-4836-V	180	7.0866	225	8.8583	45	1.7717
NNCF-4838-V	NNC-4838-V	NNCL-4838-V	NNF-4838-V	190	7.4803	240	9.4488	50	1.9685
NNCF-4840-V	NNC-4840-V	NNCL-4840-V	NNF-4840-V	200	7.8740	250	9.8425	50	1.9685
NNCF-4844-V	NNC-4844-V	NNCL-4844-V	NNF-4844-V	220	8.6614	270	10.6299	50	1.9685
NNCF-4848-V	NNC-4848-V	NNCL-4848-V	NNF-4848-V	240	9.4488	300	11.8110	60	2.3622
NNCF-4852-V	NNC-4852-V	NNCL-4852-V	NNF-4852-V	260	10.2362	320	12.5984	60	2.3622
NNCF-4856-V	NNC-4856-V	NNCL-4856-V	NNF-4856-V	280	11.0236	350	13.7795	69	2.7165
NNCF-4860-V	NNC-4860-V	NNCL-4860-V	NNF-4860-V	300	11.8110	380	14.9606	80	3.1496
NNCF-4864-V	NNC-4864-V	NNCL-4864-V	NNF-4864-V	320	12.5984	400	15.7480	80	3.1496
NNCF-4868-V	NNC-4868-V	NNCL-4868-V	NNF-4868-V	340	13.3858	420	16.5354	80	3.1496
NNCF-4872-V	NNC-4872-V	NNCL-4872-V	NNF-4872-V	360	14.1732	440	17.3228	80	3.1496
NNCF-4876-V	NNC-4876-V	NNCL-4876-V	NNF-4876-V	380	14.9606	480	18.8976	100	3.9370
NNCF-4880-V	NNC-4880-V	NNCL-4880-V	NNF-4880-V	400	15.7480	500	19.6850	100	3.9370
NNCF-4884-V	NNC-4884-V	NNCL-4884-V	NNF-4884-V	420	16.5354	520	20.4724	100	3.9370
NNCF-4888-V	NNC-4888-V	NNCL-4888-V	NNF-4888-V	440	17.3228	540	21.2598	118	4.6457
NNCF-4892-V	NNC-4892-V	NNCL-4892-V	NNF-4892-V	460	18.1102	580	22.8346	118	4.6457
NNCF-4896-V	NNC-4896-V	NNCL-4896-V	NNF-4896-V	480	18.8976	600	23.6220	118	4.6457
NNCF-48/500-V	NNC-48/500-V	NNCL-48/500-V	NNF-48/500-V	500	19.6850	620	24.4094	118	4.6457
NNCF-48/530-V	NNC-48/530-V	NNCL-48/530-V	NNF-48/530-V	530	20.8661	650	25.5906	118	4.6457

Cylindrical Roller Bearings

Full Complement Double Row Semi-Locating

Available with Seals -2LSV

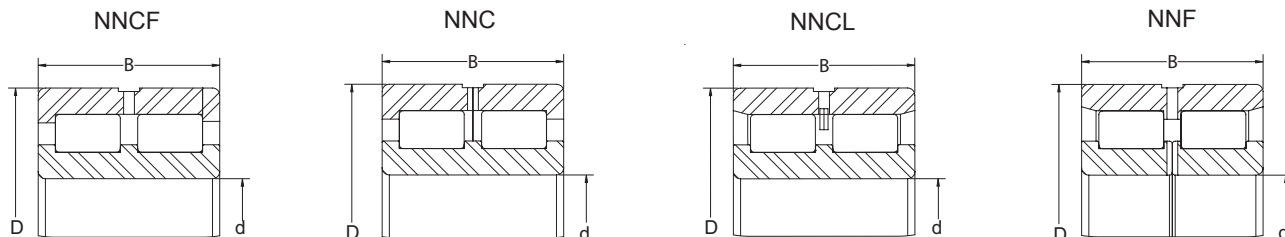


NNCF	NNC	NNCL	NNF	d I.D.		D O.D.		B WIDTH	
				MM	INCH	MM	INCH	MM	INCH
NNCF-4912-V	NNC-4912-V	NNCL-4912-V	NNF-4912-V	60	2.3622	85	3.3465	25	0.9843
NNCF-4914-V	NNC-4914-V	NNCL-4914-V	NNF-4914-V	70	2.7559	100	3.9370	30	1.1811
NNCF-4916-V	NNC-4916-V	NNCL-4916-V	NNF-4916-V	80	3.1496	110	4.3307	30	1.1811
NNCF-4918-V	NNC-4918-V	NNCL-4918-V	NNF-4918-V	90	3.5433	125	4.9213	35	1.3780
NNCF-4920-V	NNC-4920-V	NNCL-4920-V	NNF-4920-V	100	3.9370	140	5.5118	40	1.5748
NNCF-4922-V	NNC-4922-V	NNCL-4922-V	NNF-4922-V	110	4.3307	150	5.9055	40	1.5748
NNCF-4924-V	NNC-4924-V	NNCL-4924-V	NNF-4924-V	120	4.7244	165	6.4961	45	1.7717
NNCF-4926-V	NNC-4926-V	NNCL-4926-V	NNF-4926-V	130	5.1181	180	7.0866	50	1.9685
NNCF-4928-V	NNC-4928-V	NNCL-4928-V	NNF-4928-V	140	5.5118	190	7.4803	50	1.9685
NNCF-4930-V	NNC-4930-V	NNCL-4930-V	NNF-4930-V	150	5.9055	210	8.2677	60	2.3622
NNCF-4932-V	NNC-4932-V	NNCL-4932-V	NNF-4932-V	160	6.2992	220	8.6614	60	2.3622
NNCF-4934-V	NNC-4934-V	NNCL-4934-V	NNF-4934-V	170	6.6929	230	9.0551	60	2.3622
NNCF-4936-V	NNC-4936-V	NNCL-4936-V	NNF-4936-V	180	7.0866	250	9.8425	69	2.7165
NNCF-4938-V	NNC-4938-V	NNCL-4938-V	NNF-4938-V	190	7.4803	260	10.2362	69	2.7165
NNCF-4940-V	NNC-4940-V	NNCL-4940-V	NNF-4940-V	200	7.8740	280	11.0236	80	3.1496
NNCF-4944-V	NNC-4944-V	NNCL-4944-V	NNF-4944-V	220	8.6614	300	11.8110	80	3.1496
NNCF-4948-V	NNC-4948-V	NNCL-4948-V	NNF-4948-V	240	9.4488	320	12.5984	80	3.1496
NNCF-4952-V	NNC-4952-V	NNCL-4952-V	NNF-4952-V	260	10.2362	360	14.1732	100	3.9370
NNCF-4956-V	NNC-4956-V	NNCL-4956-V	NNF-4956-V	280	11.0236	380	14.9606	100	3.9370
NNCF-4960-V	NNC-4960-V	NNCL-4960-V	NNF-4960-V	300	11.8110	420	16.5354	118	4.6457
NNCF-4964-V	NNC-4964-V	NNCL-4964-V	NNF-4964-V	320	12.5984	440	17.3228	118	4.6457
NNCF-4968-V	NNC-4968-V	NNCL-4968-V	NNF-4968-V	340	13.3858	460	18.1102	118	4.6457
NNCF-4972-V	NNC-4972-V	NNCL-4972-V	NNF-4972-V	360	14.1732	480	18.8976	118	4.6457
NNCF-4976-V	NNC-4976-V	NNCL-4976-V	NNF-4976-V	380	14.9606	520	20.4724	140	5.5118
NNCF-4980-V	NNC-4980-V	NNCL-4980-V	NNF-4980-V	400	15.7480	540	21.2598	140	5.5118
NNCF-4984-V	NNC-4984-V	NNCL-4984-V	NNF-4984-V	420	16.5354	560	22.0472	140	5.5118
NNCF-4988-V	NNC-4988-V	NNCL-4988-V	NNF-4988-V	440	17.3228	600	23.6220	160	6.2992
NNCF-4992-V	NNC-4992-V	NNCL-4992-V	NNF-4992-V	460	18.1102	620	24.4094	160	6.2992
NNCF-4996-V	NNC-4996-V	NNCL-4996-V	NNF-4996-V	480	18.8976	650	25.5906	170	6.6929
NNCF-49/500-V	NNC-49/500-V	NNCL-49/500-V	NNF-49/500-V	500	19.6850	670	26.3780	170	6.6929
NNCF-49/530-V	NNC-49/530-V	NNCL-49/530-V	NNF-49/530-V	530	20.8661	710	27.9528	180	7.0866

Cylindrical Roller Bearings

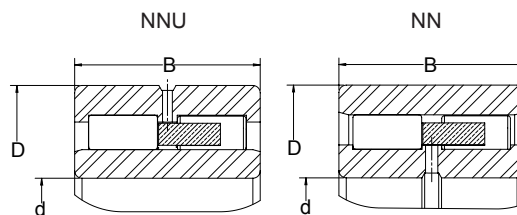
Full Complement Double Row Semi-Locating

Available with Seals -2LSV



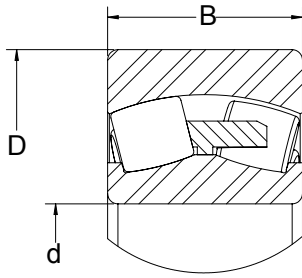
NNCF	NNC	NNCL	NNF	d I.D.		D O.D.		B WIDTH	
				MM	INCH	MM	INCH	MM	INCH
NNCF-5004-V	NNC-5004-V	NNCL-5004-V	NNF-5004-V	20	0.7874	42	1.6535	30	1.1811
NNCF-5005-V	NNC-5005-V	NNCL-5005-V	NNF-5005-V	25	0.9843	47	1.8504	30	1.1811
NNCF-5006-V	NNC-5006-V	NNCL-5006-V	NNF-5006-V	30	1.1811	55	2.1654	34	1.3386
NNCF-5007-V	NNC-5007-V	NNCL-5007-V	NNF-5007-V	35	1.3780	62	2.4409	36	1.4173
NNCF-5008-V	NNC-5008-V	NNCL-5008-V	NNF-5008-V	40	1.5748	68	2.6772	38	1.4961
NNCF-5009-V	NNC-5009-V	NNCL-5009-V	NNF-5009-V	45	1.7717	75	2.9528	40	1.5748
NNCF-5010-V	NNC-5010-V	NNCL-5010-V	NNF-5010-V	50	1.9685	80	3.1496	40	1.5748
NNCF-5011-V	NNC-5011-V	NNCL-5011-V	NNF-5011-V	55	2.1654	90	3.5433	46	1.8110
NNCF-5012-V	NNC-5012-V	NNCL-5012-V	NNF-5012-V	60	2.3622	95	3.7402	46	1.8110
NNCF-5013-V	NNC-5013-V	NNCL-5013-V	NNF-5013-V	65	2.5591	100	3.9370	46	1.8110
NNCF-5014-V	NNC-5014-V	NNCL-5014-V	NNF-5014-V	70	2.7559	110	4.3307	54	2.1260
NNCF-5015-V	NNC-5015-V	NNCL-5015-V	NNF-5015-V	75	2.9528	115	4.5276	54	2.1260
NNCF-5016-V	NNC-5016-V	NNCL-5016-V	NNF-5016-V	80	3.1496	125	4.9213	60	2.3622
NNCF-5017-V	NNC-5017-V	NNCL-5017-V	NNF-5017-V	85	3.3465	130	5.1181	60	2.3622
NNCF-5018-V	NNC-5018-V	NNCL-5018-V	NNF-5018-V	90	3.5433	140	5.5118	67	2.6378
NNCF-5020-V	NNC-5020-V	NNCL-5020-V	NNF-5020-V	100	3.9370	150	5.9055	67	2.6378
NNCF-5022-V	NNC-5022-V	NNCL-5022-V	NNF-5022-V	110	4.3307	170	6.6929	80	3.1496
NNCF-5024-V	NNC-5024-V	NNCL-5024-V	NNF-5024-V	120	4.7244	180	7.0866	80	3.1496
NNCF-5026-V	NNC-5026-V	NNCL-5026-V	NNF-5026-V	130	5.1181	200	7.8740	95	3.7402
NNCF-5028-V	NNC-5028-V	NNCL-5028-V	NNF-5028-V	140	5.5118	210	8.2677	95	3.7402
NNCF-5030-V	NNC-5030-V	NNCL-5030-V	NNF-5030-V	150	5.9055	225	8.8583	100	3.9370
NNCF-5032-V	NNC-5032-V	NNCL-5032-V	NNF-5032-V	160	6.2992	240	9.4488	109	4.2913
NNCF-5034-V	NNC-5034-V	NNCL-5034-V	NNF-5034-V	170	6.6929	260	10.2362	122	4.8031
NNCF-5036-V	NNC-5036-V	NNCL-5036-V	NNF-5036-V	180	7.0866	280	11.0236	136	5.3543
NNCF-5038-V	NNC-5038-V	NNCL-5038-V	NNF-5038-V	190	7.4803	290	11.4173	136	5.3543
NNCF-5040-V	NNC-5040-V	NNCL-5040-V	NNF-5040-V	200	7.8740	310	12.2047	150	5.9055
NNCF-5044-V	NNC-5044-V	NNCL-5044-V	NNF-5044-V	220	8.6614	340	13.3858	160	6.2992
NNCF-5048-V	NNC-5048-V	NNCL-5048-V	NNF-5048-V	240	9.4488	360	14.1732	160	6.2992
NNCF-5052-V	NNC-5052-V	NNCL-5052-V	NNF-5052-V	260	10.2362	400	15.7480	190	7.4803
NNCF-5056-V	NNC-5056-V	NNCL-5056-V	NNF-5056-V	280	11.0236	420	16.5354	190	7.4803
NNCF-5060-V	NNC-5060-V	NNCL-5060-V	NNF-5060-V	300	11.8110	460	18.1102	218	8.5827
NNCF-5064-V	NNC-5064-V	NNCL-5064-V	NNF-5064-V	320	12.5984	480	18.8976	218	8.5827
NNCF-5068-V	NNC-5068-V	NNCL-5068-V	NNF-5068-V	340	13.3858	520	20.4724	243	9.5669
NNCF-5072-V	NNC-5072-V	NNCL-5072-V	NNF-5072-V	360	14.1732	540	21.2598	243	9.5669
NNCF-5076-V	NNC-5076-V	NNCL-5076-V	NNF-5076-V	380	14.9606	560	22.0472	243	9.5669
NNCF-5080-V	NNC-5080-V	NNCL-5080-V	NNF-5080-V	400	15.7480	600	23.6220	272	10.7087

SCHEERER
Cylindrical Roller Bearings
Double Row



BEARING NUMBER		d I.D.		D O.D.		B WIDTH	
		MM	INCH	MM	INCH	MM	INCH
NUU-4920-M/W33	NN-4920-M/W33	100	3.9370	140	5.5118	40	1.5748
NUU-4921-M/W33	NN-4921-M/W33	105	4.1339	145	5.7087	40	1.5748
NUU-4922-M/W33	NN-4922-M/W33	110	4.3307	150	5.9055	40	1.5748
NUU-4924-M/W33	NN-4924-M/W33	120	4.7244	165	6.4961	45	1.7717
NUU-4926-M/W33	NN-4926-M/W33	130	5.1181	180	7.0866	50	1.9685
NUU-4928-M/W33	NN-4928-M/W33	140	5.5118	190	7.4803	50	1.9685
NUU-4930-M/W33	NN-4930-M/W33	150	5.9055	210	8.2677	60	2.3622
NUU-4932-M/W33	NN-4932-M/W33	160	6.2992	220	8.6614	60	2.3622
NUU-4934-M/W33	NN-4934-M/W33	170	6.6929	230	9.0551	60	2.3622
NUU-4936-M/W33	NN-4936-M/W33	180	7.0866	250	9.8425	69	2.7165
NUU-4938-M/W33	NN-4938-M/W33	190	7.4803	260	10.2362	69	2.7165
NUU-4940-M/W33	NN-4940-M/W33	200	7.8740	280	11.0236	80	3.1496
NUU-4944-M/W33	NN-4944-M/W33	220	8.6614	300	11.8110	80	3.1496
NUU-4948-M/W33	NN-4948-M/W33	240	9.4488	320	12.5984	80	3.1496
NUU-4952-M/W33	NN-4952-M/W33	260	10.2362	360	14.1732	100	3.9370
NUU-4956-M/W33	NN-4956-M/W33	280	11.0236	380	14.9606	100	3.9370
NUU-4960-M/W33	NN-4960-M/W33	300	11.8110	420	16.5354	118	4.6457
NUU-4964-M/W33	NN-4964-M/W33	320	12.5984	440	17.3228	118	4.6457
NUU-4968-M/W33	NN-4968-M/W33	340	13.3858	460	18.1102	118	4.6457
NUU-4972-M/W33	NN-4972-M/W33	360	14.1732	480	18.8976	118	4.6457
NUU-4976-M/W33	NN-4976-M/W33	380	14.9606	520	20.4724	140	5.5118
NUU-4980-M/W33	NN-4980-M/W33	400	15.7480	540	21.2598	140	5.5118
NUU-4984-M/W33	NN-4984-M/W33	420	16.5354	560	22.0472	140	5.5118
NUU-4988-M/W33	NN-4988-M/W33	440	17.3228	600	23.6220	160	6.2992
NUU-4992-M/W33	NN-4992-M/W33	460	18.1102	620	24.4094	160	6.2992
NUU-4996-M/W33	NN-4996-M/W33	480	18.8976	650	25.5906	170	6.6929
NUU-49/500-M/W33	NN-49/500-M/W33	500	19.6850	670	26.3780	170	6.6929
NUU-49/530-M/W33	NN-49/530-M/W33	530	20.8661	710	27.9528	180	7.0866
NUU-49/560-M/W33	NN-49/560-M/W33	560	22.0472	750	29.5276	190	7.4803
NUU-49/600-M/W33	NN-49/600-M/W33	600	23.6220	800	31.4961	200	7.8740
NUU-49/630-M/W33	NN-49/630-M/W33	630	24.8031	850	33.4646	218	8.5827
NUU-49/670-M/W33	NN-49/670-M/W33	670	26.3780	900	35.4331	230	9.0551
NUU-49/710-M/W33	NN-49/710-M/W33	710	27.9528	950	37.4016	243	9.5669
NUU-49/750-M/W33	NN-49/750-M/W33	750	29.5276	1000	39.3701	250	9.8425
NUU-49/800-M/W33	NN-49/800-M/W33	800	31.4961	1060	41.7323	258	10.1575
NUU-49/850-M/W33	NN-49/850-M/W33	850	33.4646	1120	44.0945	272	10.7087
NUU-49/900-M/W33	NN-49/900-M/W33	900	35.4331	1180	46.4567	280	11.0236
NUU-49/950-M/W33	NN-49/950-M/W33	950	37.4016	1250	49.2126	300	11.8110
NUU-49/1000-M/W33	NN-49/1000-M/W33	1000	39.3701	1320	51.9685	315	12.4016
NUU-49/1060-M/W33	NN-49/1060-M/W33	1060	41.7323	1400	55.1181	335	13.1890
NUU-49/1120-M/W33	NN-49/1120-M/W33	1120	44.0945	1460	57.4803	335	13.1890
NUU-49/1180-M/W33	NN-49/1180-M/W33	1180	46.4567	1540	60.6299	355	13.9764
NUU-49/1320-M/W33	NN-49/1320-M/W33	1320	51.9685	1720	67.7165	400	15.7480

SCHEERER
Spherical Roller Bearings
Shaker Screen



BEARING NUMBER	d I.D.		D O.D.		B WIDTH	
	MM	INCH	MM	INCH	MM	INCH
22308-EMSF-800	40	1.5748	90	3.5433	33	1.2992
22309-EMSF-800	45	1.7717	100	3.9370	36	1.4173
22310-EMSF-800	50	1.9685	110	4.3307	40	1.5748
22311-EMSF-800	55	2.1654	120	4.7244	43	1.6929
22312-EMSF-800	60	2.3622	130	5.1181	46	1.8110
22313-EMSF-800	65	2.5591	140	5.5118	48	1.8898
22314-EMSF-800	70	2.7559	150	5.9055	51	2.0079
22315-EMSF-800	75	2.9528	160	6.2992	55	2.1654
22316-EMSF-800	80	3.1496	170	6.6929	58	2.2835
22317-EMSF-800	85	3.3465	180	7.0866	60	2.3622
22318-EMSF-800	90	3.5433	190	7.4803	64	2.5197
22319-EMSF-800	95	3.7402	200	7.8740	67	2.6378
22320-EMSF-800	100	3.9370	215	8.4646	73	2.8740
22322-EMSF-800	110	4.3307	240	9.4488	80	3.1496
22324-EMSF-800	120	4.7244	260	10.2362	86	3.3858
22326-EMSF-800	130	5.1181	280	11.0236	93	3.6614
22328-EMSF-800	140	5.5118	300	11.8110	102	4.0157
22330-EMSF-800	150	5.9055	320	12.5984	108	4.2520
22332-EMSF-800	160	6.2992	340	13.3858	114	4.4882
22334-EMSF-800	170	6.6929	360	14.1732	120	4.7244
22336-EMSF-800	180	7.0866	380	14.9606	126	4.9606
22338-EMSF-800	190	7.4803	400	15.7480	132	5.1969
22340-EMSF-800	200	7.8740	420	16.5354	138	5.4331
22344-EMSF-800	220	8.6614	460	18.1102	145	5.7087
22348-EMSF-800	240	9.4488	500	19.6850	155	6.1024
22352-EMSF-800	260	10.2362	540	21.2598	165	6.4961
22356-EMSF-800	280	11.0236	580	22.8346	175	6.8898

23318-EMSF-800	90	3.5433	190	7.4803	73	2.8740
23320-EMSF-800	100	3.9370	215	8.4646	82.6	3.2520
23322-EMSF-800	110	4.3307	240	9.4488	92.1	3.6260
23324-EMSF-800	120	4.7244	260	10.2362	106	4.1732
23326-EMSF-800	130	5.1181	280	11.0236	112	4.4094
23328-EMSF-800	140	5.5118	300	11.8110	118	4.6457
23330-EMSF-800	150	5.9055	320	12.5984	128	5.0394
23332-EMSF-800	160	6.2992	340	13.3858	136	5.3543
23338-EMSF-800	190	7.4803	400	15.7480	155	6.1024
23340-EMSF-800	200	7.8740	420	16.5354	165	6.4961

SCHEERER

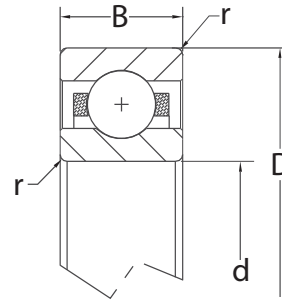
Radial Ball Bearings

Conrad

Angular Contact

Maximum Capacity

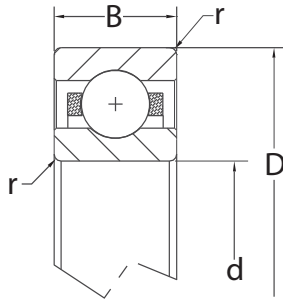
INCH SIZE



EXTRA LIGHT DUTY

CONRAD	ANGULAR CONTACT	MAXIMUM CAPACITY	d I.D.		D O.D.		B WIDTH		r RADIUS
			INCH	MM	INCH	MM	INCH	MM	INCH
BC	BA	BH							
XLBC-5	XLBA-5	XLBH-5	5.000	127.000	7.000	177.800	1.000	25.400	0.094
XLBC-5 1/8	XLBA-5 1/8	XLBH-5 1/8	5.125	130.175	7.250	184.150	1.000	25.400	0.094
XLBC-5 1/4	XLBA-5 1/4	XLBH-5 1/4	5.250	133.350	7.250	184.150	1.000	25.400	0.094
XLBC-5 3/8	XLBA-5 3/8	XLBH-5 3/8	5.375	136.525	7.500	190.500	1.000	25.400	0.094
XLBC-5 1/2	XLBA-5 1/2	XLBH-5 1/2	5.500	139.700	7.500	190.500	1.000	25.400	0.094
XLBC-5 5/8	XLBA-5 5/8	XLBH-5 5/8	5.625	142.875	7.750	196.850	1.000	25.400	0.094
XLBC-5 3/4	XLBA-5 3/4	XLBH-5 3/4	5.750	146.050	7.750	196.850	1.000	25.400	0.094
XLBC-5 7/8	XLBA-5 7/8	XLBH-5 7/8	5.875	149.225	8.000	203.200	1.000	25.400	0.094
XLBC-6	XLBA-6	XLBH-6	6.000	152.400	8.000	203.200	1.000	25.400	0.094
XLBC-6 1/4	XLBA-6 1/4	XLBH-6 1/4	6.250	158.750	8.500	215.900	1.125	28.575	0.125
XLBC-6 1/2	XLBA-6 1/2	XLBH-6 1/2	6.500	165.100	8.750	222.250	1.125	28.575	0.125
XLBC-6 3/4	XLBA-6 3/4	XLBH-6 3/4	6.750	171.450	9.000	228.600	1.125	28.575	0.125
XLBC-7	XLBA-7	XLBH-7	7.000	177.800	9.500	241.300	1.250	31.750	0.125
XLBC-7 1/4	XLBA-7 1/4	XLBH-7 1/4	7.250	184.150	9.750	247.650	1.250	31.750	0.125
XLBC-7 1/2	XLBA-7 1/2	XLBH-7 1/2	7.500	190.500	10.000	254.000	1.250	31.750	0.125
XLBC-7 3/4	XLBA-7 3/4	XLBH-7 3/4	7.750	196.850	10.500	266.700	1.375	34.925	0.125
XLBC-8	XLBA-8	XLBH-8	8.000	203.200	10.750	273.050	1.375	34.925	0.125
XLBC-8 1/4	XLBA-8 1/4	XLBH-8 1/4	8.250	209.550	11.000	279.400	1.375	34.925	0.125
XLBC-8 1/2	XLBA-8 1/2	XLBH-8 1/2	8.500	215.900	11.500	292.100	1.500	38.100	0.125
XLBC-8 3/4	XLBA-8 3/4	XLBH-8 3/4	8.750	222.250	11.750	298.450	1.500	38.100	0.125
XLBC-9	XLBA-9	XLBH-9	9.000	228.600	12.000	304.800	1.500	38.100	0.125
XLBC-9 1/2	XLBA-9 1/2	XLBH-9 1/2	9.500	241.300	12.750	323.850	1.625	41.275	0.156
XLBC-10	XLBA-10	XLBH-10	10.000	254.000	13.250	336.550	1.625	41.275	0.156
XLBC-10 1/2	XLBA-10 1/2	XLBH-10 1/2	10.500	266.700	14.000	355.600	1.750	44.450	0.156
XLBC-11	XLBA-11	XLBH-11	11.000	279.400	14.500	368.300	1.750	44.450	0.156
XLBC-11 1/2	XLBA-11 1/2	XLBH-11 1/2	11.500	292.100	15.250	387.350	1.875	47.625	0.156
XLBC-12	XLBA-12	XLBH-12	12.000	304.800	16.000	406.400	2.000	50.800	0.187
XLBC-12 1/2	XLBA-12 1/2	XLBH-12 1/2	12.500	317.500	16.500	419.100	2.000	50.800	0.187
XLBC-13	XLBA-13	XLBH-13	13.000	330.200	17.500	444.500	2.250	57.150	0.187
XLBC-13 1/2	XLBA-13 1/2	XLBH-13 1/2	13.500	342.900	18.000	457.200	2.250	57.150	0.187
XLBC-14	XLBA-14	XLBH-14	14.000	355.600	18.500	469.900	2.250	57.150	0.187
XLBC-14 1/2	XLBA-14 1/2	XLBH-14 1/2	14.500	368.300	19.500	495.300	2.500	63.500	0.187
XLBC-15	XLBA-15	XLBH-15	15.000	381.000	20.000	508.000	2.500	63.500	0.187
XLBC-15 1/2	XLBA-15 1/2	XLBH-15 1/2	15.500	393.700	20.500	520.700	2.500	63.500	0.187
XLBC-16	XLBA-16	XLBH-16	16.000	406.400	21.500	546.100	2.750	69.850	0.187
XLBC-16 1/2	XLBA-16 1/2	XLBH-16 1/2	16.500	419.100	22.000	558.800	2.750	69.850	0.187
XLBC-17	XLBA-17	XLBH-17	17.000	431.800	22.500	571.500	2.750	69.850	0.187
XLBC-17 1/2	XLBA-17 1/2	XLBH-17 1/2	17.500	444.500	23.500	596.900	3.000	76.200	0.187
XLBC-18	XLBA-18	XLBH-18	18.000	457.200	24.000	609.600	3.000	76.200	0.187
XLBC-18 1/2	XLBA-18 1/2	XLBH-18 1/2	18.500	469.900	24.500	622.300	3.000	76.200	0.187
XLBC-19	XLBA-19	XLBH-19	19.000	482.600	25.500	647.700	3.250	82.550	0.220
XLBC-19 1/2	XLBA-19 1/2	XLBH-19 1/2	19.500	495.300	26.000	660.400	3.250	82.550	0.220
XLBC-20	XLBA-20	XLBH-20	20.000	508.000	26.500	673.100	3.250	82.550	0.250
XLBC-20 1/2	XLBA-20 1/2	XLBH-20 1/2	20.500	520.700	27.500	698.500	3.500	88.900	0.250
XLBC-21	XLBA-21	XLBH-21	21.000	533.400	28.000	711.200	3.500	88.900	0.250
XLBC-24	XLBA-24	XLBH-24	24.000	609.600	32.000	812.800	4.000	101.600	0.250
XLBC-24 1/2	XLBA-24 1/2	XLBH-24 1/2	24.500	622.300	32.000	812.800	4.000	101.600	0.250
XLBC-25	XLBA-25	XLBH-25	25.000	635.000	35.000	889.000	4.000	101.600	0.250
XLBC-30	XLBA-30	XLBH-30	30.000	762.000	40.000	1016.000	4.000	101.600	0.250
XLBC-40	XLBA-40	XLBH-40	40.000	1016.000	50.000	1270.000	4.000	101.600	0.250

SCHEERER
Radial Ball Bearings
 Conrad
 Angular Contact
 Maximum Capacity
INCH SIZE



LIGHT DUTY

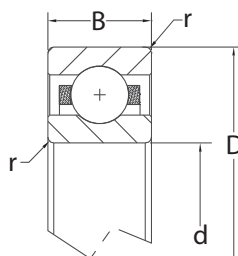
	CONRAD	ANGULAR CONTACT	MAXIMUM CAPACITY	d I.D.		D O.D.		B WIDTH		r RADIUS
	BC	BA	BH	INCH	MM	INCH	MM	INCH	MM	INCH
LBC-5	LBA-5	LBH-5	5.000	127.000	9.000	228.600	1.375	34.925	0.125	
LBC-5 1/2	LBA-5 1/2	LBH-5 1/2	5.500	139.700	9.500	241.300	1.375	34.925	0.125	
LBC-6	LBA-6	LBH-6	6.000	152.400	10.500	266.700	1.562	39.675	0.156	
LBC-6 1/2	LBA-6 1/2	LBH-6 1/2	6.500	165.100	11.000	279.400	1.562	39.675	0.156	
LBC-7	LBA-7	LBH-7	7.000	177.800	12.000	304.800	1.750	44.450	0.156	
LBC-7 1/2	LBA-7 1/2	LBH-7 1/2	7.500	190.500	12.500	317.500	1.750	44.450	0.156	
LBC-8	LBA-8	LBH-8	8.000	203.200	13.000	330.200	1.750	44.450	0.156	
LBC-8 1/2	LBA-8 1/2	LBH-8 1/2	8.500	215.900	14.000	355.600	2.000	50.800	0.187	
LBC-9	LBA-9	LBH-9	9.000	228.600	14.500	368.300	2.000	50.800	0.187	
LBC-9 1/2	LBA-9 1/2	LBH-9 1/2	9.500	241.300	15.125	384.175	2.000	50.800	0.187	
LBC-10	LBA-10	LBH-10	10.000	254.000	15.750	400.050	2.000	50.800	0.187	
LBC-10 1/2	LBA-10 1/2	LBH-10 1/2	10.500	266.700	16.625	422.275	2.250	57.150	0.187	
LBC-11	LBA-11	LBH-11	11.000	279.400	17.500	444.500	2.250	57.150	0.187	
LBC-11 1/2	LBA-11 1/2	LBH-11 1/2	11.500	292.100	18.000	457.200	2.375	60.325	0.187	
LBC-12	LBA-12	LBH-12	12.000	304.800	18.500	469.900	2.625	66.675	0.187	
LBC-12 1/2	LBA-12 1/2	LBH-12 1/2	12.500	317.500	19.000	482.600	2.625	66.675	0.187	
LBC-13	LBA-13	LBH-13	13.000	330.200	20.000	508.000	2.750	69.850	0.187	
LBC-13 1/2	LBA-13 1/2	LBH-13 1/2	13.500	342.900	20.750	527.050	2.750	69.850	0.187	
LBC-14	LBA-14	LBH-14	14.000	355.600	21.500	546.100	2.875	73.025	0.187	
LBC-14 1/2	LBA-14 1/2	LBH-14 1/2	14.500	368.300	22.000	558.800	3.000	76.200	0.187	
LBC-15	LBA-15	LBH-15	15.000	381.000	22.500	571.500	3.000	76.200	0.187	
LBC-15 1/2	LBA-15 1/2	LBH-15 1/2	15.500	393.700	23.000	584.200	3.250	82.550	0.187	
LBC-16	LBA-16	LBH-16	16.000	406.400	23.750	603.250	3.250	82.550	0.250	

MEDIUM DUTY

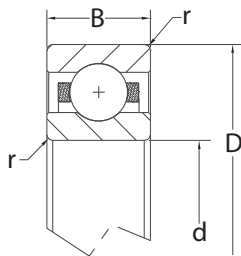
MBC-3	MBA-3	MBH-3	3.000	76.200	7.000	177.800	1.562	39.675	0.125
MBC- 3 1/4	MBA- 3 1/4	MBH-3 1/4	3.250	82.550	7.500	190.500	1.562	39.675	0.125
MBC- 3 1/4	MBA- 3 1/4	MBH- 3 1/4	3.375	85.725	7.500	190.500	1.562	39.675	0.125
MBC-3 1/2	MBA-3 1/2	MBH- 3 1/2	3.500	88.900	8.125	206.375	1.750	44.450	0.125
MBC-3 3/4	MBA-3 3/4	MBH- 3 3/4	3.750	95.250	8.250	209.550	1.750	44.450	0.125
MBC-4	MBA-4	MBH-4	4.000	101.600	8.500	215.900	1.750	44.450	0.156
MBC-4 1/4	MBA-4 1/4	MBH-4 1/4	4.250	107.950	8.750	222.250	1.750	44.450	0.156
MBC-4 1/2	MBA- 4 1/2	MBH- 4 1/2	4.500	114.300	9.375	238.125	2.000	50.800	0.187
MBC- 4 3/4	MBA-4 3/4	MBH- 4 3/4	4.750	120.650	10.000	254.000	2.000	50.800	0.187
MBC-5	MBA-5	MBH-5	5.000	127.000	10.000	254.000	2.000	50.800	0.187
MBC-5 1/2	MBA-5 1/2	MBH- 5 1/2	5.500	139.700	11.000	279.400	2.000	50.800	0.187
MBC-6	MBA-6	MBH-6	6.000	152.400	12.000	304.800	2.250	57.150	0.187
MBC-6 1/2	MBA-6 1/2	MBH-6 1/2	6.500	165.100	13.000	330.200	2.500	63.500	0.187
MBC-7	MBA-7	MBH-7	7.000	177.800	13.500	342.900	2.500	63.500	0.187
MBC- 7 1/2	MBA- 7 1/2	MBH-7 1/2	7.500	190.500	14.500	368.300	2.750	69.850	0.187
MBC-8	MBA-8	MBH-8	8.000	203.200	15.000	381.000	2.750	69.850	0.187
MBC-8 1/2	MBA-8 1/2	MBH- 8 1/2	8.500	215.900	16.000	406.400	3.000	76.200	0.187
MBC-9	MBA-9	MBH-9	9.000	228.600	17.000	431.800	3.000	76.200	0.187
MBC-9 1/2	MBA-9 1/2	MBH-9 1/2	9.500	241.300	18.000	457.200	3.250	82.550	0.187
MBC-10	MBA-10	MBH-10	10.000	254.000	18.500	469.900	3.250	82.550	0.187
MBC-10 1/2	MBA-10 1/2	MBH-10 1/2	10.500	266.700	19.500	495.300	3.500	88.900	0.250
MBC-11	MBA-11	MBH-11	11.000	279.400	20.000	508.000	3.500	88.900	0.250
MBC-11 1/2	MBA-11 1/2	MBH- 11 1/2	11.500	292.100	21.000	533.400	3.750	95.250	0.250
MBC-12	MBA-12	MBH-12	12.000	304.800	21.500	546.100	3.750	95.250	0.250

Radial Ball Bearings

Conrad
Angular Contact
METRIC SIZE



CONRAD	ANGULAR CONTACT	d I.D.		D O.D.		B WIDTH		r RADIUS
		MM	INCH	MM	INCH	MM	INCH	INCH
61816-M	71816-M	80	3.1496	100	3.9370	10	0.3937	0.03
61817-M	71817-M	85	3.3465	110	4.3307	13	0.5118	0.03
61818-M	71818-M	90	3.5433	115	4.5276	13	0.5118	0.03
61819-M	71819-M	95	3.7402	120	4.7244	13	0.5118	0.03
61820-M	71820-M	100	3.9370	125	4.9213	13	0.5118	0.03
61821-M	71821-M	105	4.1339	130	5.1181	13	0.5118	0.04
61822-M	71822-M	110	4.3307	140	5.5118	16	0.6299	0.04
61824-M	71824-M	120	4.7244	150	5.9055	16	0.6299	0.04
61826-M	71826-M	130	5.1181	165	6.4961	18	0.7087	0.04
61828-M	71828-M	140	5.5118	175	6.8898	18	0.7087	0.04
61830-M	71830-M	150	5.9055	190	7.4803	20	0.7874	0.04
61832-M	71832-M	160	6.2992	200	7.8740	20	0.7874	0.04
61834-M	71834-M	170	6.6929	215	8.4646	22	0.8661	0.04
61836-M	71836-M	180	7.0866	225	8.8583	22	0.8661	0.04
61838-M	71838-M	190	7.4803	240	9.4488	24	0.9449	0.06
61840-M	71840-M	200	7.8740	250	9.8425	24	0.9449	0.06
61844-M	71844-M	220	8.6614	270	10.6299	24	0.9449	0.06
61848-M	71848-M	240	9.4488	300	11.8110	28	1.1024	0.08
61852-M	71852-M	260	10.2362	320	12.5984	28	1.1024	0.08
61856-M	71856-M	280	11.0236	350	13.7795	33	1.2992	0.08
61860-M	71860-M	300	11.8110	380	14.9606	38	1.4961	0.08
61864-M	71864-M	320	12.5984	400	15.7480	38	1.4961	0.08
61868-M	71868-M	340	13.3858	420	16.5354	38	1.4961	0.08
61872-M	71872-M	360	14.1732	440	17.3228	38	1.4961	0.08
61876-M	71876-M	380	14.9606	480	18.8976	46	1.8110	0.10
61880-M	71880-M	400	15.7480	500	19.6850	46	1.8110	0.10
61884-M	71884-M	420	16.5354	520	20.4724	46	1.8110	0.10
61888-M	71888-M	440	17.3228	540	21.2598	46	1.8110	0.10
61892-M	71892-M	460	18.1102	580	22.8346	56	2.2047	0.14
61896-M	71896-M	480	18.8976	600	23.6220	56	2.2047	0.14
618/500-M	718/500-M	500	19.6850	620	24.4094	56	2.2047	0.14
618/530-M	718/530-M	530	20.8661	650	25.5906	56	2.2047	0.14
618/560-M	718/560-M	560	22.0472	680	26.7717	56	2.2047	0.14
618/600-M	718/600-M	600	23.6220	730	28.7402	60	2.3622	0.16
618/630-M	718/630-M	630	24.8031	780	30.7087	69	2.7165	0.20
618/670-M	718/670-M	670	26.3780	820	32.2835	69	2.7165	0.20
618/710-M	718/710-M	710	27.9528	870	34.2520	74	2.9134	0.20
618/750-M	718/750-M	750	29.5276	920	36.2205	78	3.0709	0.20
618/800-M	718/800-M	800	31.4961	980	38.5827	82	3.2283	0.20
618/850-M	718/850-M	850	33.4646	1030	40.5512	82	3.2283	0.20
618/900-M	718/900-M	900	35.4331	1090	42.9134	85	3.3465	0.20
618/950-M	718/950-M	950	37.4016	1150	45.2756	90	3.5433	0.20
618/1000-M	718/1000-M	1000	39.3701	1220	48.0315	100	3.9370	0.24
618/1060-M	718/1060-M	1060	41.7323	1280	50.3937	100	3.9370	0.24
618/1120-M	718/1120-M	1120	44.0945	1360	53.5433	106	4.1732	0.24
618/1180-M	718/1180-M	1180	46.4567	1420	55.9055	106	4.1732	0.31
618/1250-M	718/1250-M	1250	49.2126	1500	59.0551	112	4.4094	0.31
618/1320-M	718/1320-M	1320	51.9685	1600	62.9921	122	4.8031	0.31
618/1400-M	718/1400-M	1400	55.1181	1700	66.9291	132	5.1969	0.31
618/1500-M	718/1500-M	1500	59.0551	1820	71.6535	140	5.5118	0.31
618/1600-M	718/1600-M	1600	62.9921	1950	76.7717	155	6.1024	0.31
618/1700-M	718/1700-M	1700	66.9291	2060	81.1024	160	6.2992	0.31



SCHEERER
Radial Ball Bearings
 Conrad
 Angular Contact
METRIC SIZE

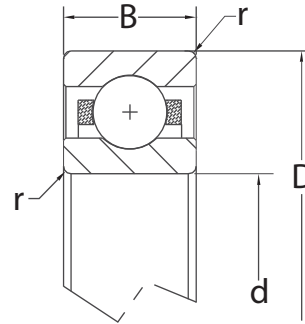
CONRAD	ANGULAR CONTACT	d I.D.		D O.D.		B WIDTH		r RADIUS
		MM	INCH	MM	INCH	MM	INCH	INCH
61918-M	71918-M	90	3.5433	125	4.9213	18	0.7087	0.04
61919-M	71919-M	95	3.7402	130	5.1181	18	0.7087	0.04
61920-M	71920-M	100	3.9370	140	5.5118	20	0.7874	0.04
61921-M	71921-M	105	4.1339	145	5.7087	20	0.7874	0.04
61922-M	71922-M	110	4.3307	150	5.9055	20	0.7874	0.04
61924-M	71924-M	120	4.7244	165	6.4961	22	0.8661	0.04
61926-M	71926-M	130	5.1181	180	7.0866	24	0.9449	0.06
61928-M	71928-M	140	5.5118	190	7.4803	24	0.9449	0.06
61930-M	71930-M	150	5.9055	210	8.2677	28	1.1024	0.08
61932-M	71932-M	160	6.2992	220	8.6614	28	1.1024	0.08
61934-M	71934-M	170	6.6929	230	9.0551	28	1.1024	0.08
61936-M	71936-M	180	7.0866	250	9.8425	33	1.2992	0.08
61938-M	71938-M	190	7.4803	260	10.2362	33	1.2992	0.08
61940-M	71940-M	200	7.8740	280	11.0236	38	1.4961	0.08
61944-M	71944-M	220	8.6614	300	11.8110	38	1.4961	0.08
61948-M	71948-M	240	9.4488	320	12.5984	38	1.4961	0.08
61952-M	71952-M	260	10.2362	360	14.1732	46	1.8110	0.08
61956-M	71956-M	280	11.0236	380	14.9606	46	1.8110	0.08
61960-M	71960-M	300	11.8110	420	16.5354	56	2.2047	0.10
61964-M	71964-M	320	12.5984	440	17.3228	56	2.2047	0.10
61968-M	71968-M	340	13.3858	460	18.1102	56	2.2047	0.10
61972-M	71972-M	360	14.1732	480	18.8976	56	2.2047	0.10
61976-M	71976-M	380	14.9606	520	20.4724	65	2.5591	0.12
61980-M	71980-M	400	15.7480	540	21.2598	65	2.5591	0.12
61984-M	71984-M	420	16.5354	560	22.0474	65	2.5591	0.12
61988-M	71988-M	440	17.3228	600	23.6220	50	1.9685	0.12
61992-M	71992-M	460	18.1102	620	24.4094	74	2.9134	0.12
61996-M	71996-M	480	18.8976	650	25.5905	78	3.0709	0.14
619/500-M	719/500-M	450	19.6850	670	26.3780	78	3.0709	0.20
619/530-M	719/530-M	530	20.8661	710	27.9527	82	3.2283	0.20
619/560-M	719/560-M	560	22.0472	750	29.5275	85	3.3465	0.20
619/600-M	719/600-M	600	23.6220	800	31.4961	90	3.5433	0.20
619/630-M	719/630-M	630	24.8031	850	33.4645	100	3.9370	0.24
619/670-M	719/670-M	670	26.3780	900	35.4331	103	4.0551	0.24
619/710-M	719/710-M	710	27.9528	950	37.4016	106	4.1732	0.24
619/750-M	719/750-M	750	29.5275	1000	39.3701	112	4.4094	0.24
619/800-M	719/800-M	800	31.4960	1060	41.7322	115	4.5276	0.24
619/850-M	719/850-M	850	33.4646	1120	44.0945	118	4.6457	0.24
619/900-M	719/900-M	900	35.4331	1180	46.4567	122	4.8031	0.26
619/950-M	719/950-M	950	37.4016	1250	49.2125	132	5.1968	0.26
619/1000-M	719/1000-M	1000	39.3701	1320	51.9684	140	5.5118	0.28
619/1120-M	719/1120-M	1120	44.0944	1460	57.4803	150	5.9055	0.28
619/1180-M	719/1180-M	1180	46.4566	1540	60.6299	160	6.2992	0.28
619/1400-M	719/1400-M	1400	55.1181	1820	71.6535	185	7.2830	0.28
619/1500-M	719/1500-M	1500	59.0551	1950	76.7716	195	7.6771	0.28
619/1600-M	719/1600-M	1600	62.9921	2060	81.1024	200	7.8740	0.30
619/1700-M	719/1700-M	1700	66.9291	2180	85.8268	212	8.3465	0.30
619/1800-M	719/1800-M	1800	70.8661	2300	90.5512	218	8.5827	0.30
619/1900-M	719/1900-M	1900	74.8031	2430	95.6693	230	9.0551	0.30


SCHEERER

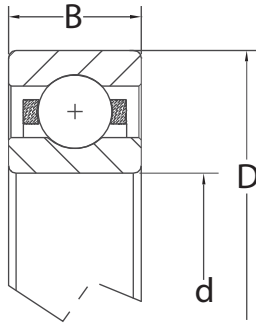
Radial Ball Bearings

Deep Groove

METRIC SIZE



CONRAD	d I.D.		D O.D.		B WIDTH		r RADIUS
	MM	INCH	MM	INCH	MM	INCH	INCH
							
16020-M	100	3.9370	150	5.9055	16	0.6299	0.03
16021-M	105	4.1338	160	6.2992	18	0.7086	0.03
16022-M	110	4.3307	170	6.6929	19	0.7480	0.03
16024-M	120	4.7244	180	7.0866	19	0.7480	0.03
16026-M	130	5.1181	200	7.8740	22	0.8661	0.03
16028-M	140	5.5118	210	8.2677	22	0.8661	0.04
16030-M	150	5.9055	225	8.8583	24	0.9449	0.04
16032-M	160	6.2992	240	9.4488	25	0.9843	0.06
16034-M	170	6.6929	260	10.2362	28	1.1024	0.06
16036-M	180	7.0866	280	11.0236	31	1.2205	0.08
16038-M	190	7.4803	290	11.4173	31	1.2205	0.08
16040-M	200	7.8740	310	12.2047	34	1.3386	0.08
16044-M	220	8.6614	340	13.3858	37	1.4567	0.08
16048-M	240	9.4488	360	14.1732	37	1.4567	0.08
16052-M	260	10.2362	400	15.7480	44	1.7323	0.10
16056-M	280	11.0236	420	16.5354	44	1.7323	0.10
16060-M	300	11.8110	460	18.1102	50	1.9685	0.12
16064-M	320	12.5984	480	18.8976	50	1.9685	0.12
16068-M	340	13.3858	520	20.4724	57	2.2441	0.12
16072-M	360	14.1732	540	21.2598	57	2.2441	0.12
16076-M	380	14.9606	560	22.0472	57	2.2441	0.12
16080-M	400	15.7480	600	23.6220	63	2.4803	0.16
16084-M	420	16.5354	620	24.4094	63	2.4803	0.16
16088-M	440	17.3228	650	25.5905	67	2.6378	0.16
16092-M	460	18.1102	680	26.7716	71	2.7953	0.16
16096-M	480	18.8976	700	27.5591	71	2.7953	0.16
160/500M	500	19.6850	720	28.3465	71	2.7953	0.16



Available
with Bronze Cage -M
or Phenolic Cage -T

For other retainer types, contact:
sales@scheererbearing.com

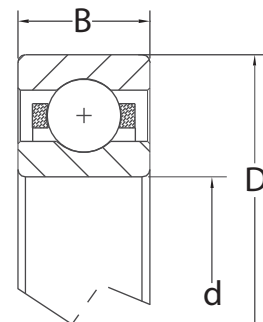
SCHEERER
Radial Ball Bearings
Conrad
Maximum Capacity
Angular Contact
METRIC SIZE

CONRAD	MAXIMUM CAPACITY	ANGULAR CONTACT	d I.D.		D O.D.		B WIDTH	
			MM	INCH	MM	INCH	MM	INCH
6016-M	6016-H	7016-M	80	3.1496	125	4.9213	22	0.8661
6017-M	6017-H	7017-M	85	3.3465	130	5.1181	22	0.8661
6018-M	6018-H	7018-M	90	3.5433	140	5.5118	24	0.9449
6019-M	6019-H	7019-M	95	3.7402	145	5.7087	24	0.9449
6020-M	6020-H	7020-M	100	3.9370	150	5.9055	24	0.9449
6022-M	6022-H	7022-M	110	4.3307	170	6.6929	28	1.1024
6024-M	6024-H	7024-M	120	4.7244	180	7.0866	28	1.1024
6026-M	6026-H	7026-M	130	5.1181	200	7.8740	33	1.2992
6028-M	6028-H	7028-M	140	5.5118	210	8.2677	33	1.2992
6030-M	6030-H	7030-M	150	5.9055	225	8.8583	35	1.3780
6032-M	6032-H	7032-M	160	6.2992	240	9.4488	38	1.4961
6034-M	6034-H	7034-M	170	6.6929	260	10.2362	42	1.6535
6036-M	6036-H	7036-M	180	7.0866	280	11.0236	46	1.8110
6038-M	6038-H	7038-M	190	7.4803	290	11.4173	46	1.8110
6040-M	6040-H	7040-M	200	7.8740	310	12.2047	51	2.0079
6044-M	6044-H	7044-M	220	8.6614	340	13.3858	56	2.2047
6048-M	6048-H	7048-M	240	9.4488	360	14.1732	56	2.2047
6052-M	6052-H	7052-M	260	10.2362	400	15.7480	65	2.5591
6056-M	6056-H	7056-M	280	11.0236	420	16.5354	65	2.5591
6060-M	6060-H	7060-M	300	11.8110	460	18.1102	74	2.9134
6064-M	6064-H	7064-M	320	12.5984	480	18.8976	74	2.9134
6068-M	6068-H	7068-M	340	13.3858	520	20.4724	82	3.2283
6072-M	6072-H	7072-M	360	14.1732	540	21.2598	82	3.2283
6076-M	6076-H	7076-M	380	14.9606	560	22.0472	82	3.2283
6080-M	6080-H	7080-M	400	15.7480	600	23.6220	90	3.5433
6084-M	6084-H	7084-M	420	16.5354	620	24.4094	90	3.5433
6088-M	6088-H	7088-M	440	17.3228	650	25.5906	94	3.7008
6092-M	6092-H	7092-M	460	18.1102	680	26.7717	100	3.9370
6096-M	6096-H	7096-M	480	18.8976	700	27.5591	100	3.9370
60/500-M	60/500-H	70/500-M	500	19.6850	720	28.3465	100	3.9370
60/530-M	60/530-H	70/530-M	530	20.8661	780	30.7087	112	4.4094
60/560-M	60/560-H	70/560-M	560	22.0472	820	32.2835	115	4.5276
60/600-M	60/600-H	70/600-M	600	23.6220	870	34.2520	118	4.6457
60/630-M	60/630-H	70/630-M	630	24.8031	920	36.2205	128	5.0394
60/670-M	60/670-H	70/670-M	670	26.3780	980	38.5827	136	5.3543
60/710-M	60/710-H	70/710-M	710	27.9528	1030	40.5512	140	5.5118
60/750-M	60/750-H	70/750-M	750	29.5276	1090	42.9134	150	5.9055
60/800-M	60/800-H	70/800-M	800	31.4961	1150	45.2756	155	6.1024
60/850-M	60/850-H	70/850-M	850	33.4646	1220	48.0315	165	6.4961
60/900-M	60/900-H	70/900-M	900	35.4331	1280	50.3937	170	6.6929
60/950-M	60/950-H	70/950-M	950	37.4016	1360	53.5433	180	7.0866
60/1000-M	60/1000-H	70/1000-M	1000	39.3701	1420	55.9055	185	7.2835
60/1060-M	60/1060-H	70/1060-M	1060	41.7323	1500	59.0551	195	7.6772
60/1120-M	60/1120-H	70/1120-M	1120	44.0945	1580	62.2047	200	7.8740
60/1180-M	60/1180-H	70/1180-M	1180	46.4567	1660	65.3543	212	8.3465
60/1250-M	60/1250-H	70/1250-M	1250	49.2126	1750	68.8976	218	8.5827
60/1320-M	60/1320-H	70/1320-M	1320	51.9685	1850	72.8346	230	9.0551
60/1400-M	60/1400-H	70/1400-M	1400	55.1181	1950	76.7717	243	9.5669
60/1500-M	60/1500-H	70/1500-M	1500	59.0551	2120	83.4646	272	10.7087
60/1600-M	60/1600-H	70/1600-M	1600	62.9921	2240	88.1890	280	11.0236
60/1700-M	60/1700-H	70/1700-M	1700	66.9291	2360	92.9134	290	11.4173
60/1800-M	60/1800-H	70/1800-M	1800	70.8661	2500	98.4252	308	12.1260

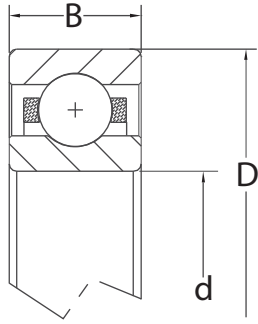
SCHEERER Radial Ball Bearings

Conrad
Maximum Capacity
Angular Contact
METRIC SIZE

Available
with Bronze Cage -M
or Phenolic Cage -T
For other types of retainers, contact:
sales@scheererbearing.com



CONRAD	MAXIMUM CAPACITY	ANGULAR CONTACT	d I.D.		D O.D.		B WIDTH	
			MM	INCH	MM	INCH	MM	INCH
6220-M	6220-H	7220	100	3.9370	180	7.0866	34	1.3386
6221-M	6221-H	7221	105	4.1339	190	7.4803	36	1.4173
6222-M	6222-H	7222	110	4.3307	200	7.8740	38	1.4961
6224-M	6224-H	7224	120	4.7244	215	8.4646	40	1.5748
6226-M	6226-H	7226	130	5.1181	230	9.0551	40	1.5748
6228-M	6228-H	7228	140	5.5118	250	9.8425	42	1.6535
6230-M	6230-H	7230	150	5.9055	270	10.6299	45	1.7717
6232-M	6232-H	7232	160	6.2992	290	11.4173	48	1.8898
6234-M	6234-H	7234	170	6.6929	310	12.2047	52	2.0472
6236-M	6236-H	7236	180	7.0866	320	12.5984	52	2.0472
6238-M	6238-H	7238	190	7.4803	340	13.3858	55	2.1654
6240-M	6240-H	7240	200	7.8740	360	14.1732	58	2.2835
6242-M	6242-H	7242	210	8.2677	380	14.9606	61	2.4016
6244-M	6244-H	7244	220	8.6614	400	15.7480	65	2.5591
6246-M	6246-H	7246	230	9.0551	420	16.5354	68	2.6772
6248-M	6248-H	7248	240	9.4488	440	17.3228	72	2.8346
6250-M	6250-H	7250	250	9.8425	460	18.1102	76	2.9921
6252-M	6252-H	7252	260	10.2362	480	18.8976	80	3.1496
6256-M	6256-H	7256	280	11.0236	500	19.6850	80	3.1496
6260-M	6260-H	7260	300	11.8110	540	21.2598	85	3.3465
6264-M	6264-H	7264	320	12.5984	580	22.8346	92	3.6220
6268-M	6268-H	7268	340	13.3858	620	24.4094	92	3.6220
6272-M	6272-H	7272	360	14.1732	650	25.5905	95	3.7402
6276-M	6276-H	7276	380	14.9606	680	26.7716	95	3.7402
6280-M	6280-H	7280	400	15.7480	720	28.3464	103	4.0551
6284-M	6284-H	7284	420	16.5354	760	29.9212	109	4.2913
6288-M	6288-H	7288	440	17.3228	790	31.1023	112	4.4094
6292-M	6292-H	7292	460	18.1102	830	32.6771	113	4.4488
6296-M	6296-H	7296	480	18.8976	870	34.2519	125	4.9213
62/500-M	62/500-H	72/500	500	19.685	920	36.2204	136	5.3543



Available
with Bronze Cage -M
or Phenolic Cage -T
For other types of retainers, contact:
sales@scheererbearing.com

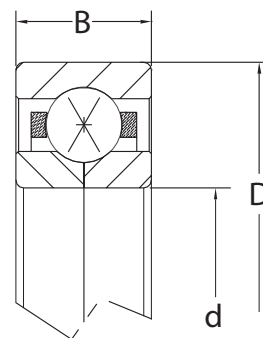
SCHEERER Radial Ball Bearings

Conrad
Maximum Capacity
Angular Contact
METRIC SIZE

CONRAD	MAXIMUM CAPACITY	ANGULAR CONTACT	d I.D.		D O.D.		B WIDTH	
			MM	INCH	MM	INCH	MM	INCH
6320-M	6320-H	7320	100	3.9370	215	8.4646	47	1.8504
6321-M	6321-H	7321	105	4.1339	225	8.8583	49	1.9291
6322-M	6322-H	7322	110	4.3307	240	9.4488	50	1.9685
6323-M	6323-H	7323	115	4.5276	250	9.8425	53	2.0866
6324-M	6324-H	7324	120	4.7244	260	10.2362	55	2.1654
6326-M	6326-H	7326	130	5.1181	280	11.0236	58	2.2835
6328-M	6328-H	7328	140	5.5118	300	11.8110	62	2.4409
6330-M	6330-H	7330	150	5.9055	320	12.5984	65	2.5591
6332-M	6332-H	7332	160	6.2992	340	13.3858	68	2.6772
6334-M	6334-H	7334	170	6.6929	360	14.1732	72	2.8346
6336-M	6336-H	7336	180	7.0866	380	14.9606	75	2.9528
6338-M	6338-H	7338	190	7.4803	400	15.7480	78	3.0709
6340-M	6340-H	7340	200	7.8740	420	16.5354	80	3.1496
6342-M	6342-H	7342	210	8.2677	440	17.3228	84	3.3071
6344-M	6344-H	7344	220	8.6614	460	18.1102	88	3.4646
6348-M	6348-H	7348	240	9.4488	500	19.6850	95	3.7402
6352-M	6352-H	7352	260	10.2362	540	21.2598	102	4.0157
6356-M	6356-H	7356	280	11.0236	580	22.8346	108	4.2520
6360-M	6360-H	7360	300	11.8110	620	24.4094	109	4.2913
6364-M	6364-H	7364	320	12.5984	670	26.3779	112	4.4094
6368-M	6368-H	7368	340	13.3858	710	27.9527	118	4.6456
6372-M	6372-H	7372	360	14.1732	750	29.5275	125	4.9212
6376-M	6376-H	7376	380	14.9606	780	30.7086	128	5.0393
6380-M	6380-H	7380	400	15.7480	820	32.2834	136	5.3643
6384-M	6384-H	7384	420	16.5354	850	33.4645	136	5.3643
6388-M	6388-H	7388	440	17.3228	900	35.4330	145	5.7086
6392-M	6392-H	7392	460	18.1102	950	37.4015	155	6.1023
6396-M	6396-H	7396	480	18.8976	980	38.5826	160	6.2992
63/500-M	63/500-H	73/500	500	19.6850	1030	40.5511	170	6.6929
6410-M	6410-H	7410	50	1.9685	130	5.1181	31	1.2204
6411-M	6411-H	7411	55	2.1653	140	5.5118	33	1.2992
6412-M	6412-H	7412	60	2.3622	150	5.9055	35	1.3779
6413-M	6413-H	7413	65	2.5590	160	6.2992	37	1.4566
6414-M	6414-H	7414	70	2.7559	150	5.9055	35	1.3779
6415-M	6415-H	7415	75	2.9527	190	7.4803	45	1.7716
6416-M	6416-H	7416	80	3.1496	200	7.8740	48	1.8898
6417-M	6417-H	7417	85	3.3465	210	8.2677	52	2.0472
6418-M	6418-H	7418	90	3.5433	225	8.8583	54	2.1260
6419-M	6419-H	7418	95	3.7402	250	9.8425	55	2.1654
6420-M	6420-H	7420	100	3.9370	265	10.4331	60	2.3622
6421-M	6421-H	7421	105	4.1339	290	11.4173	65	2.5591
6422-M	6422-H	7422	110	4.3307	320	12.5984	70	2.7559
6424-M	6424-H	7424	120	4.7244	310	12.2047	72	2.8346
6426-M	6426-H	7426	130	5.1181	340	13.3858	80	3.1496
6430-M	6430-H	7430	150	5.9055	380	14.9606	85	3.3465

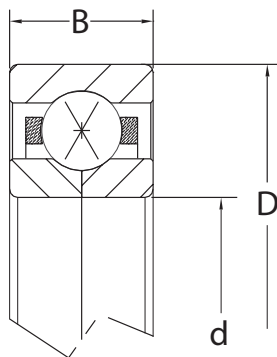
SCHEERER

Angular Contact Ball Bearings

*Split Inner Race***METRIC SIZE**

BEARING NUMBER	d I.D.		D O.D.		B WIDTH	
	MM	INCH	MM	INCH	MM	INCH
QJ-1020-N2-MA	100	3.9370	150	5.9055	24	0.9449
QJ-1021-N2-MA	105	4.1339	160	6.2992	26	1.0236
QJ-1022-N2-MA	110	4.3307	170	6.6929	28	1.1024
QJ-1024-N2-MA	120	4.7244	180	7.0866	28	1.1024
QJ-1026-N2-MA	130	5.1181	200	7.8740	33	1.2992
QJ-1028-N2-MA	140	5.5118	210	8.2677	31	1.2292
QJ-1030-N2-MA	150	5.9055	225	8.8583	35	1.3780
QJ-1032-N2-MA	160	6.2992	240	9.4488	38	1.4961
QJ-1034-N2-MA	170	6.6929	260	10.2362	42	1.6536
QJ-1036-N2-MA	180	7.0866	280	11.0236	46	1.8110
QJ-1038-N2-MA	190	7.4803	290	11.4173	46	1.8110
QJ-1040-N2-MA	200	7.8740	310	12.2047	51	2.0079
QJ-1044-N2-MA	220	8.6614	340	13.3858	56	2.2047
QJ-1048-N2-MA	240	9.4488	360	14.1732	56	2.2047
QJ-1052-N2-MA	260	10.2362	400	15.7480	65	2.5591
QJ-1056-N2-MA	280	11.0236	420	16.5354	65	2.5591
QJ-1060-N2-MA	300	11.8110	460	18.1102	74	2.9134
QJ-1064-N2-MA	320	12.5984	480	18.8976	74	2.9134
QJ-1068-N2-MA	340	13.3858	520	20.4724	82	3.2283
QJ-1072-N2-MA	360	14.1732	540	21.2598	82	3.2283
QJ-1076-N2-MA	380	14.9606	560	22.0472	82	3.2283
QJ-1080-N2-MA	400	15.7480	600	23.6220	67	2.6433
QJ-1084-N2-MA	420	16.5354	620	24.4094	90	3.5433
QJ-1088-N2-MA	440	17.3228	650	25.5905	94	3.7008
QJ-1092-N2-MA	460	18.1102	680	26.7716	100	3.9370
QJ-1096-N2-MA	480	18.8976	700	27.5590	100	3.9370
QJ-10/500-MA	500	19.6850	720	28.3464	100	3.9370
QJ-10/530-MA	530	20.8661	780	30.7086	112	4.4094
QJ-10/560-MA	560	22.0472	820	32.2834	115	4.5276
QJ-10/600-MA	600	23.6220	819	32.2519	118	4.6457
QJ-10/630-MA	630	24.8031	920	36.2204	128	5.0394
QJ-10/670-MA	670	26.3779	980	38.5826	136	5.3543
QJ-10/710-MA	710	27.9527	1030	40.5511	140	5.5118
QJ-10/750-MA	750	29.5275	1090	42.9133	150	5.9055
QJ-10/850-MA	850	33.4645	1220	48.0314	165	6.4961
QJ-10/900-MA	900	35.4330	1280	50.3936	170	6.6929

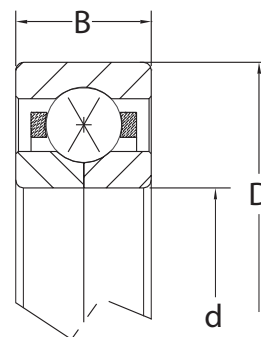
SCHEERER
Angular Contact Ball Bearings
Split Inner Race
METRIC SIZE



BEARING NUMBER	d I.D.		D O.D.		B WIDTH	
	MM	INCH	MM	INCH	MM	INCH
QJ-1224-N2-MA	120	4.7244	215	8.4646	42	1.6535
QJ-1228-N2-MA	140	5.5118	250	9.8425	50	1.9685
QJ-1230-N2-MA	150	5.9055	270	10.6299	54	2.1260
QJ-1232-N2-MA	160	6.2992	290	11.4173	58	2.2835
QJ-1234-N2-MA	170	6.6929	310	12.2047	62	2.4409
QJ-1236-N2-MA	180	7.0866	320	12.5984	62	2.4409
QJ-1238-N2-MA	190	7.4803	340	13.3858	65	2.5591
QJ-1240-N2-MA	200	7.8740	360	14.1732	70	2.7559
QJ-1244-N2-MA	220	8.6614	400	15.7480	78	3.0709
QJ-1248-N2-MA	240	9.4488	440	17.3228	85	3.3465
QJ-1252-N2-MA	260	10.2362	480	18.8976	90	3.5433
QJ-1256-N2-MA	280	11.0236	500	19.6850	90	3.5433
QJ-1260-N2-MA	300	11.8110	540	21.2598	98	3.8583
QJ-1264-N2-MA	320	12.5984	580	22.8346	105	4.1339
QJ-1268-N2-MA	340	13.3858	620	24.4094	118	4.6457
QJ-1272-N2-MA	360	14.1732	650	25.5906	122	4.8031
QJ-1276-N2-MA	380	14.9606	680	26.7717	132	5.1969
QJ-1280-N2-MA	400	15.7480	720	28.3465	140	5.5118
QJ-1284-N2-MA	420	16.5354	760	29.9213	150	5.9055
QJ-1288-N2-MA	440	17.3228	790	31.1024	155	6.1024
QJ-1292-N2-MA	460	18.1102	830	32.6772	165	6.4961
QJ-1296-N2-MA	480	18.8976	870	34.2520	170	6.6929
QJ-12/500-N2-MA	500	19.6850	920	36.2205	185	7.2835
QJ-12/530-N2-MA	530	20.8661	980	38.5827	200	7.8740
QJ-12/560-N2-MA	560	22.0472	1030	40.5512	206	8.1102
QJ-12/600-N2-MA	600	23.6220	1090	42.9134	212	8.3465
QJ-12/630-N2-MA	630	24.8031	1150	45.2756	230	9.0551
QJ-12/670-N2-MA	670	26.3780	1220	48.0315	243	9.5669
QJ-12/710-N2-MA	710	27.9528	1280	50.3937	250	9.8425
QJ-12/750-N2-MA	750	29.5276	1360	53.5433	265	10.4331
QJ-12/800-N2-MA	800	31.4961	1420	55.9055	272	10.7087
QJ-12/860-N2-MA	860	33.8583	1500	59.0551	280	11.0236
QJ-12/900-N2-MA	900	35.4331	1580	62.2047	300	11.8110
QJ-12/950-N2-MA	950	37.4016	1660	65.3543	315	12.4016
QJ-12/1000-N2-MA	1000	39.3701	1750	68.8976	330	12.9921

SCHEERER

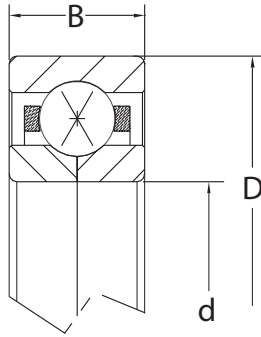
Angular Contact Ball Bearings

*Split Inner Race***METRIC SIZE**

BEARING NUMBER	d I.D.		D O.D.		B WIDTH	
	MM	INCH	MM	INCH	MM	INCH
QJ-214	70	2.7559	125	4.9213	24	0.9449
QJ-215	75	2.9528	130	5.1181	25	0.9843
QJ-216	80	3.1496	140	5.5118	26	1.0236
QJ-217	85	3.3465	150	5.9055	28	1.1024
QJ-218	90	3.5433	160	6.2992	30	1.1811
QJ-219	95	3.7402	170	6.6929	32	1.2598
QJ-220	100	3.9370	180	7.0866	34	1.3386
QJ-221	105	4.1339	190	7.4803	36	1.4173
QJ-222	110	4.3307	200	7.8740	38	1.4961
QJ-224	120	4.7244	215	8.4646	40	1.5748
QJ-226	130	5.1181	230	9.0551	40	1.5748
QJ-228	140	5.5118	250	9.8425	42	1.6535
QJ-230	150	5.9055	270	10.6299	45	1.7717
QJ-232	160	6.2992	290	11.4173	48	1.8898
QJ-234	170	6.6929	310	12.2047	52	2.0472
QJ-236	180	7.0866	320	12.5984	52	2.0472
QJ-238	190	7.4803	340	13.3858	55	2.1654
QJ-240	200	7.8740	360	14.1732	58	2.2835
QJ-242	210	8.2677	380	14.9606	61	2.4016
QJ-244	220	8.6614	400	15.7480	65	2.5591
QJ-246	230	9.0551	420	16.5354	68	2.6772
QJ-248	240	9.4488	440	17.3228	72	2.8346
QJ-250	250	9.8425	460	18.1102	76	2.9921
QJ-252	260	10.2362	480	18.8976	80	3.1496
QJ-256	280	11.0236	500	19.6850	80	3.1496
QJ-260	300	11.8110	540	21.2598	85	3.3465
QJ-264	320	12.5984	580	22.8346	92	3.6220

SCHEERER Angular Contact Ball Bearings

Split Inner Race
METRIC SIZE

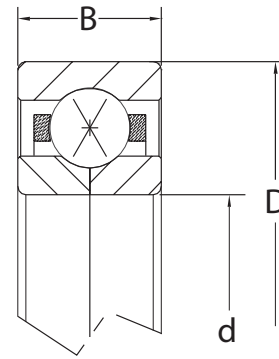


BEARING NUMBER	d I.D.		D O.D.		B WIDTH	
	MM	INCH	MM	INCH	MM	INCH
QJ-312	60	2.3622	130	5.1181	31	1.2205
QJ-313	65	2.5591	140	5.5118	33	1.2992
QJ-314	70	2.7559	150	5.9055	35	1.3780
QJ-315	75	2.9528	160	6.2992	37	1.4567
QJ-316	80	3.1496	170	6.6929	39	1.5354
QJ-317	85	3.3465	180	7.0866	41	1.6142
QJ-318	90	3.5433	190	7.4803	43	1.6929
QJ-319	95	3.7402	200	7.8740	45	1.7717
QJ-320	100	3.9370	215	8.4646	47	1.8504
QJ-321	105	4.1339	225	8.8583	49	1.9291
QJ-322	110	4.3307	240	9.4488	50	1.9685
QJ-324	120	4.7244	260	10.2362	55	2.1654
QJ-326	130	5.1181	280	11.0236	58	2.2835
QJ-328	140	5.5118	300	11.8110	62	2.4409
QJ-330	150	5.9055	320	12.5984	65	2.5591
QJ-332	160	6.2992	340	13.3858	68	2.6772
QJ-334	170	6.6929	360	14.1732	72	2.8346
QJ-336	180	7.0866	380	14.9606	75	2.9528
QJ-338	190	7.4803	400	15.7480	78	3.0709
QJ-340	200	7.8740	420	16.5354	80	3.1496
QJ-342	210	8.2677	440	17.3228	84	3.3071
QJ-344	220	8.6614	460	18.1102	88	3.4646
QJ-348	240	9.4488	500	19.6850	95	3.7402
QJ-352	260	10.2362	540	21.2598	102	4.0157
QJ-356	280	11.0236	580	22.8346	108	4.2520

QJ-408	40	1.5748	110	4.3307	27	1.0630
QJ-409	45	1.7717	120	4.7244	29	1.1417
QJ-410	50	1.9685	130	5.1181	31	1.2205
QJ-411	55	2.1654	140	5.5118	33	1.2992
QJ-412	60	2.3622	150	5.9055	35	1.3780
QJ-413	65	2.5591	160	6.2992	37	1.4567
QJ-414	70	2.7559	180	7.0866	42	1.6535
QJ-415	75	2.9528	190	7.4803	45	1.7717
QJ-416	80	3.1496	200	7.8740	48	1.8898
QJ-417	85	3.3465	210	8.2677	52	2.0472
QJ-418	90	3.5433	225	8.8583	54	2.1260
QJ-419	95	3.7402	250	9.8425	55	2.1654
QJ-420	100	3.9370	265	10.4331	60	2.3622
QJ-421	105	4.1339	290	11.4173	65	2.5591
QJ-422	110	4.3307	320	12.5984	70	2.7559

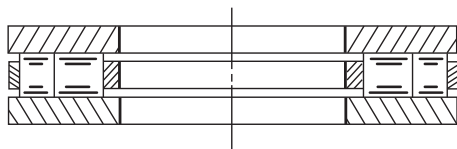
SCHEERER

Angular Contact Ball Bearings

*Split Inner Race***INCH SIZE**

BEARING NUMBER	d I.D.		D O.D.		B WIDTH	
	INCH	MM	INCH	MM	INCH	MM
QJM-7/8	0.8750	22.225	2.2500	57.150	0.6875	17.463
QJM-1	1.0000	25.400	2.5000	63.500	0.7500	19.050
QJM-1 1/8	1.1250	28.575	2.8125	71.438	0.8125	20.638
QJM-1 1/4	1.2500	31.750	3.1250	79.375	0.8750	22.225
QJM-1 3/8	1.3750	34.925	3.5000	88.900	0.8750	22.225
QJM-1 1/2	1.5000	38.100	3.7500	95.250	0.9375	23.813
QJM-1 5/8	1.6250	41.275	4.0000	101.600	0.9375	23.813
QJM-1 3/4	1.7500	44.450	4.2500	107.950	1.0625	26.988
QJM-1 7/8	1.8750	47.625	4.5000	114.300	1.0625	26.988
QJM-2	2.0000	50.800	4.5000	114.300	1.0625	26.988
QJM-2 1/4	2.2500	57.150	5.0000	127.000	1.2500	31.750
QJM-2 1/2	2.5000	63.500	5.5000	139.700	1.2500	31.750
QJM-2 3/4	2.7500	69.850	6.2500	158.750	1.3750	34.925
QJM-3	3.0000	76.200	7.0000	177.800	1.5625	39.688
QJM-3 1/4	3.2500	82.550	7.5000	190.500	1.5625	39.688
QJM-3 1/2	3.5000	88.900	8.1250	206.375	1.7500	44.450
QJM-3 3/4	3.7500	95.250	8.2500	209.550	1.7500	44.450
QJM-4-E	4.0000	101.600	8.5000	215.900	1.7500	44.450
QJM-4 1/4	4.2500	107.950	8.7500	222.250	1.7500	44.450
QJM-4 1/2	4.5000	114.300	9.3750	238.125	2.0000	50.800
QJM-4 3/4	4.7500	120.650	10.0000	254.000	2.0000	50.800
QJM-5-E	5.0000	127.000	10.0000	254.000	2.0000	50.800
QJM-5 1/2	5.5000	139.700	11.0000	279.400	2.0000	50.800
QJM-6-E	6.0000	152.400	12.0000	304.800	2.2500	57.150

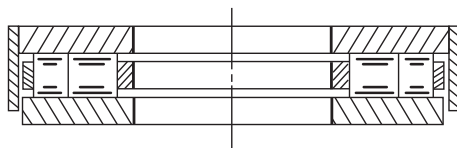
Some Types of Roller Thrust Bearings



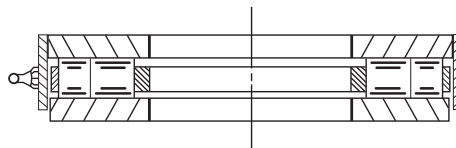
TP – Cylindrical Roller Thrust



TR – Self-Aligning



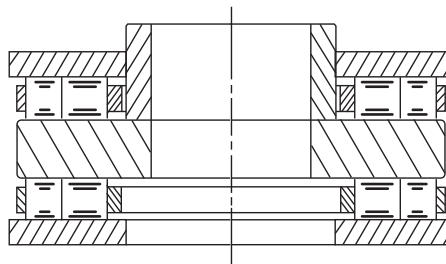
CT – Crane Hook (Plain)



WCT – Crane Hook (with Grease Fitting)



STP – Double Acting

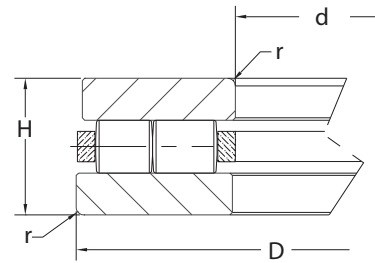


DTP – Double Acting

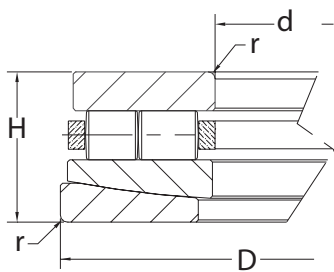
SCHEERER

Roller Thrust Bearings

TYPE TP
INCH SIZE



BEARING NUMBER	d I.D.		D O.D.		H HEIGHT		r RADIUS
	INCH	MM	INCH	MM	INCH	MM	INCH
TP-733	3.000	76.200	9.0015	228.638	1.3750	34.925	0.0620
TP-734	4.000	101.600	7.0015	177.838	1.7500	44.450	0.0620
TP-735	4.000	101.600	8.0015	203.238	1.7500	44.450	0.0620
TP-736	4.000	101.600	9.0015	228.638	1.7500	44.450	0.0620
TP-737	4.000	101.600	10.0015	254.038	1.7500	44.450	0.0620
TP-738	5.000	127.000	8.0015	203.238	1.7500	44.450	0.0620
TP-739	5.000	127.000	9.0015	228.638	1.7500	44.450	0.0620
TP-740	5.000	127.000	10.0015	254.038	2.0000	50.800	0.1250
TP-741	5.000	127.000	11.0200	279.908	2.0000	50.800	0.1250
TP-742	5.000	127.000	12.0000	304.800	2.0000	50.800	0.1250
TP-743	6.000	152.400	9.0015	228.638	2.0000	50.800	0.1250
TP-744	6.000	152.400	10.0015	254.038	2.0000	50.800	0.1250
TP-745	6.000	152.400	11.0020	279.451	2.0000	50.800	0.1250
TP-746	6.000	152.400	12.0020	304.851	2.0000	50.800	0.1250
TP-747	7.000	177.800	10.0015	254.038	2.0000	50.800	0.1250
TP-748	7.000	177.800	11.0020	279.451	2.0000	50.800	0.1250
TP-749	7.000	177.800	12.0020	304.851	2.0000	50.800	0.1250
TP-750	7.000	177.800	14.0020	355.651	3.0000	76.200	0.2500
TP-751	8.000	203.200	12.0020	304.851	3.0000	76.200	0.2500
TP-752	8.000	203.200	14.0020	355.651	3.0000	76.200	0.2500
TP-753	8.000	203.200	16.0020	406.451	3.0000	76.200	0.2500
TP-754	10.000	254.000	16.0020	406.451	3.0000	76.200	0.2500
TP-755	10.000	254.000	18.0020	457.251	3.7500	95.250	0.2500
TP-756	10.000	254.000	20.0025	508.064	3.7500	95.250	0.2500
TP-757	12.000	304.800	18.0000	457.200	3.7500	95.250	0.2500
TP-758	12.000	304.800	20.0025	508.064	4.5000	114.300	0.2500
TP-759	12.000	304.800	24.0025	609.664	4.5000	114.300	0.2500
TP-760	14.000	355.600	20.0025	508.064	3.7500	95.250	0.2500
TP-761	14.000	355.600	22.0025	558.864	3.7500	95.250	0.2500
TP-762	14.000	355.600	24.0025	609.664	3.7500	95.250	0.2500
TP-763	16.000	406.400	22.0025	558.864	4.5000	114.300	0.2500
TP-764	16.000	406.400	24.0025	609.664	4.5000	114.300	0.2500
TP-765	16.000	406.400	26.0025	660.464	4.5000	114.300	0.2500
TP-766	18.000	457.200	26.0000	660.400	5.0000	127.000	0.2500
TP-767	18.000	457.200	28.0030	711.276	5.0000	127.000	0.2500
TP-768	18.000	457.200	30.0030	762.076	5.5000	139.700	0.2500
TP-769	20.000	508.000	28.0000	711.200	5.5000	139.700	0.2500
TP-770	20.000	508.000	30.0030	762.076	5.5000	139.700	0.2500
TP-771	20.000	508.000	30.0000	762.000	6.0000	152.400	0.2500
TP-772	22.000	558.800	30.0030	762.076	5.5000	139.700	0.2500
TP-773	22.000	558.800	32.0000	812.800	5.5000	139.700	0.2500
TP-774	22.000	558.800	34.0030	864.362	6.0000	152.400	0.2500
TP-775	24.000	609.600	32.0000	812.800	5.5000	139.700	0.3750
TP-776	24.000	609.600	34.0000	863.600	5.5000	139.700	0.3750
TP-777	24.000	609.600	36.0000	914.400	6.0000	152.400	0.3750
TP-778	26.000	660.400	36.0000	914.400	6.2500	158.750	0.3750
TP-779	26.000	660.400	38.0000	965.200	6.2500	158.750	0.3750
TP-782	26.000	660.400	40.0000	1016.000	6.7500	171.450	0.3750
TP-783	28.000	711.200	38.0000	965.200	6.2500	158.750	0.3750
TP-784	28.000	711.200	40.0000	1016.000	6.2500	158.750	0.3750
TP-785	28.000	711.200	42.0000	1066.800	6.7500	171.450	0.3750
TP-786	30.000	762.000	40.0000	1016.000	6.2500	158.750	0.3750
TP-787	30.000	762.000	42.0000	1066.800	6.2500	158.750	0.3750
TP-788	30.000	762.000	44.0000	1117.600	6.7500	171.450	0.3750



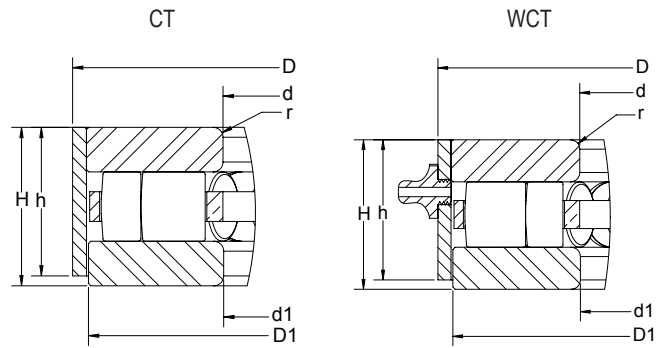
SCHEERER
Roller Thrust Bearings
Aligning Seat with Aligning Washer
TYPE TR
INCH SIZE

BEARING NUMBER	d I.D.		D O.D.		H HEIGHT		r RADIUS
	INCH	MM	INCH	MM	INCH	MM	INCH
TR-732	3.0000	76.200	8.3135	211.163	1.8120	46.025	0.0620
TR-733	3.0000	76.200	9.3135	236.563	1.8120	46.025	0.0620
TR-734	4.0000	101.600	7.3765	187.363	2.3120	58.725	0.0620
TR-735	4.0000	101.600	8.3765	212.763	2.3120	58.725	0.0620
TR-736	4.0000	101.600	9.3765	238.163	2.3120	58.725	0.0620
TR-737	4.0000	101.600	10.5020	266.751	2.3120	58.725	0.0620
TR-738	5.0000	127.000	8.5019	215.948	2.3120	58.725	0.0620
TR-739	5.0000	127.000	9.5019	241.348	2.3120	58.725	0.0620
TR-740	5.0000	127.000	10.5020	266.751	2.6250	66.675	0.1250
TR-741	5.0000	127.000	11.5020	292.151	2.6250	66.675	0.1250
TR-742	5.0000	127.000	12.5020	317.551	2.6250	66.675	0.1250
TR-743	6.0000	152.400	9.5015	241.338	2.6250	66.675	0.1250
TR-744	6.0000	152.400	10.5020	266.751	2.6250	66.675	0.1250
TR-745	6.0000	152.400	11.5020	292.151	2.6250	66.675	0.1250
TR-746	6.0000	152.400	12.5020	317.551	2.6250	66.675	0.1250
TR-747	7.0000	177.800	10.5020	266.751	2.6250	66.675	0.1250
TR-748	7.0000	177.800	11.5020	292.151	2.6250	66.675	0.1250
TR-749	7.0000	177.800	12.5020	317.551	2.6250	66.675	0.1250
TR-750	7.0000	177.800	14.7523	374.708	4.0000	101.600	0.2500
TR-751	8.0000	203.200	12.7521	323.903	4.0000	101.600	0.2500
TR-752	8.0000	203.200	14.7523	374.708	4.0000	101.600	0.2500
TR-753	8.0000	203.200	16.8773	428.683	4.0000	101.600	0.2500
TR-754	10.0000	254.000	16.8773	428.683	4.0000	101.600	0.2500
TR-755	10.0000	254.000	18.8773	479.483	5.0000	127.000	0.2500
TR-756	10.0000	254.000	20.8750	530.225	5.0000	127.000	0.2500
TR-757	12.0000	304.800	18.8750	479.425	5.0000	127.000	0.2500
TR-758	12.0000	304.800	20.8775	530.289	6.0000	152.400	0.2500
TR-760	14.0000	355.600	20.8775	530.289	4.8750	123.825	0.2500
TR-761	14.0000	355.600	22.8750	581.089	4.8750	123.825	0.2500
TR-762	14.0000	355.600	24.8750	631.825	4.8750	123.825	0.2500
TR-763	16.0000	406.400	22.8775	581.089	6.0000	152.400	0.2500
TR-764	16.0000	406.400	25.0025	635.064	6.0000	152.400	0.2500
TR-765	16.0000	406.400	27.0000	685.800	6.0000	152.400	0.2500
TR-766	18.0000	457.200	27.0000	685.800	6.7500	171.450	0.2500
TR-767	18.0000	457.200	29.0030	736.676	6.7500	171.450	0.2500
TR-768	18.0000	457.200	31.0030	787.476	7.2500	184.150	0.2500
TR-769	20.0000	508.000	29.0000	736.600	7.5000	190.500	0.2500
TR-770	20.0000	508.000	31.0000	787.400	7.5000	190.500	0.2500
TR-771	20.0000	508.000	33.0000	838.200	8.0000	203.200	0.2500
TR-772	22.0000	558.800	31.0000	787.400	7.5000	190.500	0.2500
TR-773	22.0000	558.800	33.0000	838.200	7.5000	190.500	0.2500
TR-774	22.0000	558.800	35.0000	889.000	8.0000	203.200	0.2500

SCHEERER

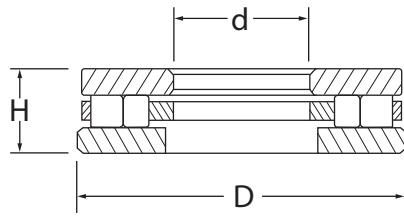
Crane Hook Bearings

With and Without Grease Fitting



W/O GREASE FITTING	W/ GREASE FITTING	HOOK SHANK DIAMETER	d1 BORE	d I.D.	D O.D.		H HEIGHT	D1	h	r
		INCH	INCH	INCH	CT	WCT	INCH	INCH	INCH	INCH
CT-11	WCT-11	1-5/8	1.625	1.641	3.094	3.343	0.813	2.95	0.69	0.031
CT-16	WCT-16	1-15/16	1.938	1.952	3.468	3.593	0.813	3.22	0.69	0.062
CT-17	WCT-17	2	2.000	2.015	3.938	4.000	1.000	3.60	0.88	0.062
CT-19	WCT-19	2-1/4	2.250	2.265	4.000	4.250	1.000	3.86	0.88	0.062
CT-20-C	WCT-20-C	2-1/4	2.250	2.265	4.250	4.375	1.000	3.98	0.88	0.062
CT-20-B	WCT-20-B	2-5/16	2.313	2.327	4.250	4.375	1.000	3.98	0.88	0.062
CT-23	WCT-23	2-3/4	2.750	2.765	4.750	4.843	1.000	4.45	0.88	0.062
CT-24-A	WCT-24-A	2-3/4	2.750	2.765	4.875	5.156	1.250	4.76	1.13	0.062
CT-27-A	WCT-27-A	3-1/4	3.250	3.265	6.125	6.250	1.500	5.85	1.38	0.062
CT-27-C	WCT-27-C	3-1/4	3.250	3.265	6.188	6.375	1.750	5.97	1.63	0.062
CT-27-B	WCT-27-B	3-1/2	3.500	3.515	6.156	6.375	1.625	5.97	1.50	0.062
CT-28-A	WCT-28-A	3-1/2	3.500	3.515	6.750	6.938	1.625	6.54	1.50	0.062
CT-30-B	WCT-30-B	3-9/16	3.563	3.577	6.375	6.375	1.375	5.97	1.25	0.062
CT-34-A	WCT-34-A	3-3/4	3.750	3.765	7.125	7.250	1.875	6.86	1.75	0.062
CT-35-A	WCT-35-A	4-1/4	4.250	4.265	8.171	8.375	2.000	7.97	1.88	0.125
CT-38-A	WCT-38-A	4-1/2	4.500	4.515	8.125	8.313	2.000	7.91	1.88	0.125
CT-39-A	WCT-39-A	5	5.000	5.015	9.156	9.375	2.250	8.97	2.13	0.125
CT-44-A	WCT-44-A	5-1/2	5.500	5.516	10.500	10.500	2.500	10.10	2.38	0.125
CT-45-B	WCT-45-B	5-9/16	5.563	5.577	11.500	11.500	2.000	10.97	1.88	0.125
CT-45-A	WCT-45-A	6	6.000	6.016	11.156	11.375	3.000	10.97	2.75	0.125
CT-49-A	WCT-49-A	6-13/16	6.813	6.828	12.750	12.750	2.500	12.34	2.38	0.125
CT-51	WCT-51	7-7/8	7.875	7.891	12.375	12.375	3.000	11.91	2.75	0.125
CT-52	WCT-52	8-7/16	8.438	8.452	14.500	14.500	3.000	13.91	2.75	0.125
CT-53	WCT-53	8-7/8	8.875	8.891	16.500	16.500	3.000	15.91	2.75	0.125
CT-54	WCT-54	9-5/16	9.313	9.327	16.500	16.500	3.000	15.91	2.75	0.125
CT-55	WCT-55	9-5/8	9.625	9.645	18.500	18.500	3.750	17.91	3.38	0.125
CT-56	WCT-56	10	10.000	10.016	20.500	20.500	3.750	19.91	3.38	0.125

SCHEERER
Roller Thrust Bearings
METRIC SIZE

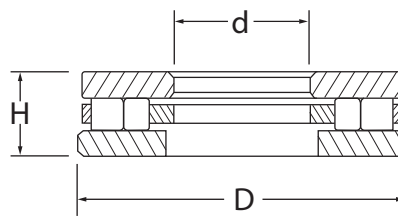


BEARING NUMBER	d I.D.		D O.D.		H HEIGHT	
	MM	INCH	MM	INCH	MM	INCH
81120	100	3.9370	135	5.3150	25	0.9840
81122	110	4.3307	145	5.7087	25	0.9840
81124	120	4.7244	155	6.1024	25	0.9840
81126	130	5.1181	170	6.6929	30	1.1810
81128	140	5.5118	180	7.0866	31	1.2200
81130	150	5.9055	190	7.4803	31	1.2200
81132	160	6.2992	200	7.8740	31	1.2200
81134	170	6.6929	215	8.4646	34	1.3390
81136	180	7.0866	225	8.8583	34	1.3390
81138	190	7.4803	240	9.4488	37	1.4570
81140	200	7.8740	250	9.8425	37	1.4570
81144	220	8.6614	270	10.6299	37	1.4570
81148	240	9.4488	300	11.8110	45	1.7720
81152	260	10.2362	320	12.5984	45	1.7720
81156	280	11.0236	350	13.7795	53	2.0870
81160	300	11.8110	380	14.9606	62	2.4410
81164	320	12.5984	400	15.7480	63	2.4800
81168	340	13.3858	420	16.5354	64	2.5200
81172	360	14.1732	440	17.3228	65	2.5590
81176	380	14.9606	460	18.1102	65	2.5590
81180	400	15.7480	480	18.8976	65	2.5590
81184	420	16.5354	500	19.6850	65	2.5590
81188	440	17.3228	540	21.2598	80	3.1496
81192	460	18.1102	560	22.0472	80	3.1496
81196	480	18.8976	580	22.8346	80	3.1496
811/500	500	19.6850	600	23.6220	80	3.1496
811/530	530	20.8661	640	25.1969	85	3.3465
811/560	560	22.0472	670	26.3780	85	3.3465
811/600	600	23.6220	710	27.9528	85	3.3465
811/630	630	24.8031	750	29.5276	95	3.7402
811/670	670	26.3780	800	31.4961	105	4.1339
811/710-M	710	27.9528	850	33.4646	112	4.4094
811/750-M	750	29.5275	900	35.4331	120	4.7244
811/800-M	800	31.4960	950	37.4015	120	4.7244
811/850-M	850	33.4645	1000	39.3701	120	4.7244
811/900-M	900	35.4330	1060	41.7322	130	5.1181
811/950-M	950	37.4015	1120	44.0945	135	5.3150
811/1000-M	1000	39.3700	1180	46.4567	130	5.1181
811/1060-M	1060	41.7323	1250	49.2126	150	5.9055
811/1120-M	1120	44.0945	1320	51.9685	160	6.2992

BEARING NUMBER	d I.D.		D O.D.		H HEIGHT	
	MM	INCH	MM	INCH	MM	INCH
81220	100	3.9370	150	5.9055	38	1.4961
81222	110	4.3307	160	6.2992	38	1.4961
81224	120	4.7244	170	6.6929	39	1.5354
81226	130	5.1181	190	7.4803	45	1.7717
81228	140	5.5118	200	7.8740	46	1.8110
81230	150	5.9055	215	8.4646	50	1.9685
81232	160	6.2992	225	8.8583	51	2.0079
81234	170	6.6929	240	9.4488	55	2.1654
81236	180	7.0866	250	9.8425	56	2.2047
81238	190	7.4803	270	10.6299	62	2.4409
81240	200	7.8740	280	11.0236	62	2.4409
81244	220	8.6614	300	11.8110	63	2.4803
81248	240	9.4488	340	13.3858	78	3.0709
81252	260	10.2362	360	14.1732	79	3.1102
81256	280	11.0236	380	14.9606	80	3.1496
81260	300	11.8110	420	16.5354	95	3.7402
81264	320	12.5984	440	17.3228	95	3.7402
81268	340	13.3858	460	18.1102	96	3.7795
81272	360	14.1732	500	19.6850	110	4.3307
81276	380	14.9606	520	20.4724	112	4.4094
81280	400	15.7480	540	21.2598	112	4.4094
81284	420	16.5354	580	22.8346	130	5.1181
81288	440	17.3228	600	23.6220	130	5.1181
81292	460	18.1102	620	24.4094	130	5.1181
81296	480	18.8976	650	25.5905	135	5.3150
812/500	500	19.6850	670	26.3780	135	5.3150
812/530	530	20.8661	710	27.9528	140	5.5118
812/560	560	22.0472	750	29.5276	150	5.9055
812/600	600	23.6220	800	31.4961	160	6.2992
812/630-M	630	24.8030	850	33.4645	175	6.8900
812/670-M	670	26.3779	900	35.4330	180	7.0866
812/710-M	710	27.9527	950	37.4015	180	7.0787
812/800-M	800	31.4960	1060	41.7322	205	8.0709
812/850-M	850	33.4645	1120	44.0944	212	8.3464
812/900-M	900	35.4330	1180	46.4566	220	8.6614
812/950-M	950	37.4015	1250	49.2125	236	9.2913
812/1000-M	1000	39.3700	1320	51.9684	250	9.8425

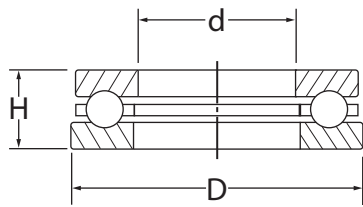
SCHEERER Roller Thrust Bearings

METRIC SIZE



BEARING NUMBER	d I.D.		D O.D.		H HEIGHT	
	MM	INCH	MM	INCH	MM	INCH
81320	100	3.9370	170	6.6929	55	2.1654
81322	110	4.3307	190	7.4803	63	2.4803
81324	120	4.7244	210	8.2677	70	2.7559
81326	130	5.1181	225	8.8583	75	2.9528
81328	140	5.5118	240	9.4488	80	3.1496
81330	150	5.9055	250	9.8425	80	3.1496
81332	160	6.2992	270	10.6299	87	3.4252
81334	170	6.6929	280	11.0236	87	3.4252
81336	180	7.0866	300	11.8110	95	3.7402
81338	190	7.4803	320	12.5984	105	4.1339
81340	200	7.8740	340	13.3858	110	4.3307
81344	220	8.6614	360	14.1732	112	4.4094
81348	240	9.4488	380	14.9606	112	4.4094
81352	260	10.2362	420	16.5354	130	5.1181
81356	280	11.0236	440	17.3228	130	5.1181
81360	300	11.8110	480	18.8976	140	5.5118
81364	320	12.5984	500	19.6850	140	5.5118
81368	340	13.3858	540	21.2598	160	6.2992
81372	360	14.1732	560	22.0472	160	6.2992
81376	380	14.9606	600	23.6220	175	6.8898
81380	400	15.7480	620	24.4094	175	6.8898
81384	420	16.5354	650	25.5906	180	7.0866
81388	440	17.3228	680	26.7717	190	7.4803
81392	460	18.1102	710	27.9528	195	7.6772
81396	480	18.8976	730	28.7402	195	7.6772
813/500	500	19.6850	750	29.5276	195	7.6772
813/530	530	20.8661	800	31.4960	212	8.3464
813/560	560	22.0472	850	33.4645	224	8.8189
813/600	600	23.6220	900	35.4330	236	9.2913

BEARING NUMBER	d I.D.		D O.D.		H HEIGHT	
	MM	INCH	MM	INCH	MM	INCH
81414	70	2.7559	150	5.9055	60	2.3622
81415	75	2.9528	160	6.2992	65	2.5591
81416	80	3.1496	170	6.6929	68	2.6772
81417	85	3.3465	180	7.0866	72	2.8346
81418	90	3.5433	190	7.4803	77	3.0315
81420	100	3.9370	210	8.2677	85	3.3465
81422	110	4.3307	230	9.0551	95	3.7402
81424	120	4.7244	250	9.8425	102	4.0157
81426	130	5.1181	270	10.6299	110	4.3307
81428	140	5.5118	280	11.0236	112	4.4094
81430	150	5.9055	300	11.8110	120	4.7244
81432	160	6.2992	320	12.5984	130	5.1181
81434	170	6.6929	340	13.3858	135	5.3150
81436	180	7.0866	360	14.1732	140	5.5118
81438	190	7.4803	380	14.9606	150	5.9055
81440	200	7.8740	400	15.7480	155	6.1024
81444	220	8.6614	420	16.5354	160	6.2992
81448	240	9.4488	440	17.3228	160	6.2992
81452	260	10.2362	480	18.8976	175	6.8898
81456	280	11.0236	520	20.4724	190	7.4803
81460	300	11.8110	540	21.2598	190	7.4803
81464	320	12.5984	580	22.8346	205	8.0709
81468	340	13.3858	620	24.4094	220	8.6614
81472	360	14.1732	640	25.1969	220	8.6614
81476	380	14.9606	670	26.3780	224	8.8189
81480	400	15.7480	710	27.9528	243	9.5669
81484	420	16.5354	730	28.7401	243	9.5669
81488	440	17.3228	780	30.7087	265	10.4331
81492	460	18.1102	800	31.4961	265	10.4331
81496	480	18.8976	850	33.4646	290	11.4173
814/500	500	19.6850	870	34.2520	290	11.4173



SCHEERER Ball Thrust Bearings

INCH SIZE XW LIGHT MW MEDIUM HW HEAVY

BEARING NUMBER*	d I.D.		D O.D.		H HEIGHT	
	INCH	MM	INCH	MM	INCH	MM
XW-5	5.004	127.1016	6.500	165.100	1.125	28.575
XW-5 1/4	5.254	133.4516	6.750	171.450	1.125	28.575
XW-5 1/2	5.504	139.8016	7.000	177.800	1.125	28.575
XW-5 3/4	5.754	146.1516	7.250	184.150	1.125	28.575
XW-6	6.004	152.5016	7.625	193.675	1.250	31.750
XW-6 1/2	6.504	165.2016	8.125	206.375	1.250	31.750
XW-7	7.004	177.9016	8.750	222.250	1.375	34.925
XW-7 1/2	7.504	190.6016	9.250	234.950	1.375	34.925
XW-8	8.004	203.3016	10.000	254.000	1.500	38.100
XW-8 1/2	8.504	216.0016	10.500	266.700	1.500	38.100
XW-9	9.004	228.7016	11.250	285.750	1.875	47.625
XW-9 1/2	9.504	241.4016	11.750	298.450	1.875	47.625
XW-10	10.004	254.1016	12.500	317.500	2.125	53.975
XW-10 1/2	10.504	266.8016	13.000	330.200	2.125	53.975
XW-11	11.004	279.5016	13.750	349.250	2.375	60.325
XW-11 1/2	11.504	292.2016	14.250	361.950	2.375	60.325
XW-12	12.004	304.9016	15.000	381.000	2.500	63.500
XW-12 1/2	12.504	317.6016	15.500	393.700	2.625	66.675
XW-13	13.004	330.3016	16.250	412.750	2.750	69.850
XW-13 1/2	13.504	343.0016	16.750	425.450	2.875	73.025
XW-14	14.004	355.7016	17.500	444.500	3.000	76.200
XW-14 1/2	14.504	368.4016	18.000	457.200	3.125	79.375
XW-15	15.004	381.1016	18.750	476.250	3.250	82.550
XW-15 1/2	15.504	393.8016	19.250	488.950	3.375	85.725
XW-16	16.004	406.5016	20.000	508.000	3.500	88.900
XW-16 1/2	16.504	419.2016	20.500	520.700	3.625	92.075
XW-17	17.004	431.9016	21.250	539.750	3.750	95.250
XW-17 1/2	17.504	444.6016	21.750	552.450	3.875	98.425
XW-18	18.004	457.3016	22.500	571.500	4.000	101.600
XW-18 1/2	18.504	470.0016	23.000	584.200	4.125	104.775
XW-19	19.004	482.7016	23.750	603.250	4.250	107.950
XW-19 1/2	19.504	495.4016	24.250	615.950	4.375	111.125
XW-20	20.004	508.1016	24.750	628.650	4.500	114.300

LIGHT DUTY

MW-2	2.0000	50.8000	3.6875	93.6625	1.3750	34.9250
MW-2 1/4	2.2500	57.1500	4.2500	107.9500	1.6875	42.8625
MW-2 1/2	2.5000	63.5000	4.7500	120.6500	2.0000	50.8000
MW-2 3/4	2.7500	69.8500	5.0000	127.0000	2.0000	50.8000
MW-3	3.0000	76.2000	5.6250	142.8750	2.2500	57.1500
MW-3 1/2	3.5000	88.9000	6.4375	163.5125	2.5000	63.5000
MW-4	4.0000	101.6000	7.2500	184.1500	2.8125	71.4375
MW-4 1/2	4.5000	114.3000	8.3750	212.7250	3.3750	85.7250
MW-5	5.0000	127.0000	9.5000	241.3000	4.0000	101.6000
MW-5 1/2	5.5000	139.7000	10.3750	263.5250	4.2500	107.9500
MW-6	6.0000	152.4000	11.1250	282.5750	4.5000	114.3000
MW-7	7.0000	177.8000	12.7500	323.8500	5.0000	127.0000
MW-8	8.0000	203.2000	14.3750	365.1250	5.6250	142.8750
MW-9	9.0000	228.6000	16.6250	422.2750	6.7500	171.4500

MEDIUM DUTY

HW-2	2.0000	50.8000	4.6250	117.4750	2.2500	57.1500
HW-2 1/4	2.5000	63.5000	5.2500	133.3500	2.5000	63.5000
HW-2 1/2	2.5000	63.5000	6.0000	152.4000	2.7500	69.8500
HW-3	3.0000	76.2000	6.8750	174.6250	3.3750	85.7250
HW-3 1/4	3.2500	82.5500	7.1250	180.9750	3.3750	85.7250
HW-3 1/2	3.5000	88.9000	7.8780	200.1012	4.0000	101.6000
HW-3 3/4	3.7500	95.2500	8.1250	206.3750	4.0000	101.6000
HW-4	4.0000	101.6000	9.1250	231.7750	4.5000	114.3000
HW-4 1/2	4.5000	114.3000	10.3125	261.9375	5.0000	127.0000
HW-5	5.0000	127.0000	11.4375	290.5125	5.6250	142.8750
HW-5 1/2	5.5000	139.7000	11.9375	303.2125	5.6250	142.8750
HW-6	6.0000	152.4000	13.7500	349.2500	6.7500	171.4500

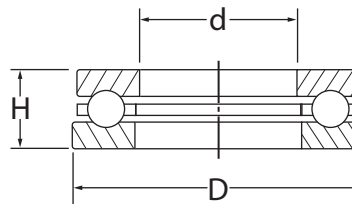
HEAVY DUTY

* All bearings on this page available with self-aligning washers

SCHEERER

Ball Thrust Bearings

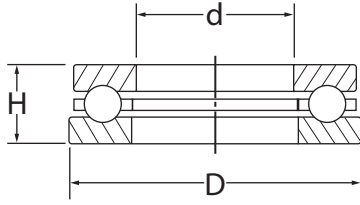
METRIC SIZE



BEARING NUMBER	d I.D.		D O.D.		H HEIGHT	
	MM	INCH	MM	INCH	MM	INCH
51120	100	3.9370	135	5.3150	25	0.984
51122	110	4.3307	145	5.7087	25	0.984
51124	120	4.7244	155	6.1024	25	0.984
51126	130	5.1181	170	6.6929	30	1.181
51128	140	5.5118	180	7.0866	31	1.220
51130	150	5.9055	190	7.4803	31	1.220
51132	160	6.2992	200	7.8740	31	1.220
51134	170	6.6929	215	8.4646	34	1.339
51136	180	7.0866	225	8.8583	34	1.339
51138	190	7.4803	240	9.4488	37	1.457
51140	200	7.8740	250	9.8425	37	1.457
51144	220	8.6614	270	10.6299	37	1.457
51148	240	9.4488	300	11.8110	45	1.772
51152	260	10.2362	320	12.5984	45	1.772
51156	280	11.0236	350	13.7795	53	2.087
51160	300	11.8110	380	14.9606	62	2.441
51164	320	12.5984	400	15.7480	63	2.480
51168	340	13.3858	420	16.5354	64	2.520
51172	360	14.1732	440	17.3225	65	2.559
51176	380	14.9606	460	18.1102	65	2.559
51180	400	15.7480	480	18.8976	65	2.559
51184	420	16.5354	500	19.6850	65	2.559
51188	440	17.3228	540	21.2598	80	3.1496
51192	460	18.1102	560	22.0472	80	3.1496
51196	480	18.8976	580	22.8346	80	3.1496
511/500	500	19.6850	600	23.6220	80	3.1496
511/530	530	20.8661	640	25.1969	85	3.3465
511/560	560	22.0472	670	26.3780	85	3.3465
511/600	600	23.6220	710	27.9528	85	3.3465
511/630	630	24.8031	750	29.5276	95	3.7402
511/670	670	26.3780	800	31.4961	105	4.1339
511/710-M	710	27.9528	850	33.4646	112	4.4094
511/750-M	750	29.5275	900	35.4331	120	4.7244
511/800-M	800	31.4960	950	37.4015	120	4.7244
511/850-M	850	33.4645	1000	39.3700	120	4.7244
511/900-M	900	35.4330	1060	41.7322	130	5.1181
511/950-M	950	37.4015	1120	44.0944	135	5.3150
511/1000-M	1000	39.3700	1180	46.4566	140	5.5118
511/1060-M	1060	41.7323	1250	49.2126	150	5.9055
511/1120-M	1120	44.0945	1320	51.9685	160	6.2992
511/1180-M	1180	46.4567	1400	55.1181	175	6.8898
511/1400-M	1400	55.1181	1630	64.1732	180	7.0866

BEARING NUMBER	d I.D.		D O.D.		H HEIGHT	
	MM	INCH	MM	INCH	MM	INCH
51220	100	3.9370	150	5.9055	38	1.4961
51222	110	4.3307	160	6.2992	38	1.4961
51224	120	4.7244	170	6.6929	39	1.5354
51226	130	5.1181	190	7.4803	45	1.7717
51228	140	5.5118	200	7.8740	46	1.8110
51230	150	5.9055	215	8.4646	50	1.9685
51232	160	6.2992	225	8.8583	51	2.0079
51234	170	6.6929	240	9.4488	55	2.1654
51236	180	7.0866	250	9.8425	56	2.2047
51238	190	7.4803	270	10.6299	62	2.4409
51240	200	7.8740	280	11.0236	62	2.4409
51244	220	8.6614	300	11.8110	63	2.4803
51248	240	9.4488	340	13.3858	78	3.0709
51252	260	10.2362	360	14.1732	79	3.1102
51256	280	11.0236	380	14.9606	80	3.1496
51260	300	11.8110	420	16.5354	95	3.7402
51264	320	12.5984	440	17.3228	95	3.7402
51268	340	13.3858	460	18.1102	96	3.7795
51272	360	14.1732	500	19.6850	110	4.3307
51276	380	14.9606	520	20.4724	112	4.4094
51280	400	15.7480	540	21.2598	112	4.4094
51284	420	16.5354	580	22.8346	130	5.1181
51288	440	17.3228	600	23.6220	130	5.1181
51292	460	18.1102	620	24.4094	130	5.1181
51296	480	18.8976	650	25.5905	135	5.3150
512/500	500	19.6850	670	26.3780	135	5.3150
512/530	530	20.8661	710	27.9528	140	5.5118
512/560	560	22.0472	750	29.5276	150	5.9055
512/600	600	23.6220	800	31.4961	160	6.2992
512/630	630	24.8030	820	33.4645	175	6.8900
512/670	670	26.3779	900	35.4330	180	7.0866
512/710-M	710	27.9527	950	37.4015	190	7.4803
512/800-M	800	31.4960	1060	41.7322	205	8.0709
512/850-M	850	33.4645	1120	44.0944	212	8.3464
512/900-M	900	35.4330	1180	46.4566	220	8.6614
512/950-M	950	37.4015	1250	49.2125	236	9.2913
512/1000-M	1000	39.3700	1320	51.9684	250	9.8425

SCHEERER
Ball Thrust Bearings
METRIC SIZE



BEARING NUMBER	d I.D.		D O.D.		H HEIGHT	
	MM	INCH	MM	INCH	MM	INCH
51320	100	3.9370	170	6.6929	55	2.1654
51322	110	4.3307	190	7.4803	63	2.4803
51324	120	4.7244	210	8.2677	70	2.7559
51326	130	5.1181	225	8.8583	75	2.9528
51328	140	5.5118	240	9.4488	80	3.1496
51330	150	5.9055	250	9.8425	80	3.1496
51332	160	6.2992	270	10.6299	87	3.4252
51334	170	6.6929	280	11.0236	87	3.4252
51336	180	7.0866	300	11.8110	95	3.7402
51338	190	7.4803	320	12.5984	105	4.1339
51340	200	7.8740	340	13.3858	110	4.3307
51344	220	8.6614	360	14.1732	112	4.4094
51348	240	9.4488	380	14.9606	112	4.4094
51352	260	10.2362	420	16.5354	130	5.1181
51356	280	11.0236	440	17.3228	130	5.1181
51360	300	11.8110	480	18.8976	140	5.5118
51364	320	12.5984	500	19.6850	140	5.5118
51368	340	13.3858	540	21.2598	160	6.2992
51372	360	14.1732	560	22.0472	160	6.2992
51376	380	14.9606	600	23.6220	175	6.8898
51380	400	15.7480	620	24.4094	175	6.8898
51384	420	16.5354	650	25.5906	180	7.0866
51388	440	17.3228	680	26.7717	190	7.4803
51392	460	18.1102	710	27.9528	195	7.6772
51396	480	18.8976	730	28.7402	195	7.6772
513/500	500	19.6850	750	29.5276	195	7.6772

BEARING NUMBER	d I.D.		D O.D.		H HEIGHT	
	MM	INCH	MM	INCH	MM	INCH
51414	70	2.7559	150	5.9055	60	2.3622
51415	75	2.9528	160	6.2992	65	2.5591
51416	80	3.1496	170	6.6929	68	2.6772
51417	85	3.3465	180	7.0866	72	2.8346
51418	90	3.5433	190	7.4803	77	3.0315
51420	100	3.9370	210	8.2677	85	3.3465
51422	110	4.3307	230	9.0551	95	3.7402
51424	120	4.7244	250	9.8425	102	4.0157
51426	130	5.1181	270	10.6299	110	4.3307
51428	140	5.5118	280	11.0236	112	4.4094
51430	150	5.9055	300	11.8110	120	4.7244
51432	160	6.2992	320	12.5984	130	5.1181
51434	170	6.6929	340	13.3858	135	5.3150
51436	180	7.0866	360	14.1732	140	5.5118
51438	190	7.4803	380	14.9606	150	5.9055
51440	200	7.8740	400	15.7480	155	6.1024
51444	220	8.6614	420	16.5354	160	6.2992
51448	240	9.4488	440	17.3228	160	6.2992
51452	260	10.2362	480	18.8976	175	6.8898
51456	280	11.0236	520	20.4724	190	7.4803
51460	300	11.8110	540	21.2598	190	7.4803
51464	320	12.5984	580	22.8346	205	8.0709
51468	340	13.3858	620	24.4094	220	8.6614
51472	360	14.1732	640	25.1969	220	8.6614
51476	380	14.9606	670	26.3780	224	8.8189
51480	400	15.7480	710	27.9528	243	9.5669
51484	420	16.5354	730	28.7401	243	9.5669
51488	440	17.3228	780	30.7087	265	10.4331
51492	460	18.1102	800	31.4961	265	10.4331
51496	480	18.8976	850	33.4646	290	11.4173
514/500	500	19.6850	870	34.2520	290	11.4173
514/530	530	20.8661	920	36.2204	308	12.1260
514/560	560	22.0472	980	38.5826	335	13.1890

Standard Tolerances (ISO/ABMA)

Radial Ball and Roller Bearings

CLASS NORMAL / ABEC-1

INNER RACE				OUTER RACE				WIDTH TOLERANCES			
Bore tolerance				Outer diameter tolerance				Based on bore			
Bore size	Tolerance		Radial run-out	OD size	Tolerance		Radial run-out	Bore size	Tolerance		Bore size
	ISO	ABMA			ISO	ABMA			ISO	ABMA	
	Class Normal	ABEC 1		Class Normal	ABEC 1		Class Normal	ABEC 1		Class Normal	ABEC 1
	+0.000	+0.000		+0.000	+0.000		+0.000	+0.000		+0.000	+0.000
	to	to		to	to		to	to		to	to
[mm]	[mm]	[inch]	[mm]	[mm]	[inch]	[mm]	[mm]	[inch]	[mm]	[mm]	[inch]
>80 to 120	-0.020	-0.0008	0.025	>80 to 120	-0.015	-0.0006	0.035	0.0014	>80 to 120	-0.200	-0.008
>120 to 150	-0.025	-0.0010	0.030	>120 to 150	0.018	-0.0007	0.040	0.0016	>120 to 150	-0.250	-0.010
>150 to 180	-0.025	-0.0010	0.030	>150 to 180	-0.025	-0.0010	0.045	0.0018	>150 to 180	-0.250	-0.010
>180 to 250	-0.030	-0.0012	0.040	>180 to 250	-0.030	-0.0012	0.050	0.0020	>180 to 250	-0.300	-0.012
>250 to 315	-0.035	-0.0014	0.050	>250 to 315	-0.035	-0.0014	0.060	0.0024	>250 to 315	-0.350	-0.014
>315 to 400	-0.040	-0.0016	0.060	>315 to 400	-0.040	-0.0016	0.070	0.0028	>315 to 400	-0.400	-0.016
>400 to 500	0.045	-0.0018	0.065	>400 to 500	-0.045	-0.0018	0.080	0.0032	>400 to 500	-0.450	-0.018
>500 to 630	-0.050	-0.0020	0.070	>500 to 630	-0.050	-0.0020	0.100	0.0040	>500 to 630	-0.500	-0.020
>630 to 800	-0.075	-0.0030	0.080	>630 to 800	-0.075	-0.0030	0.120	0.0047	>630 to 800	-0.750	-0.030
>800 to 1000	-0.100	-0.0040	0.090	>800 to 1000	-0.100	-0.0040	0.140	0.0055	>800 to 1000	-1.000	-0.040
>1000 to 1250	-0.125	-0.0050	0.100	>1000 to 1250	-0.125	-0.0050	0.160	0.0064	>1000 to 1250	-1.250	-0.050
>1250 to 1600	-0.160	-0.0065	0.120	>1250 to 1600	-0.160	-0.0065	0.190	0.0076	>1250 to 1600	-1.600	-0.065
>1600 to 2000	-0.200	-0.0080	0.140	>1600 to 2000	-0.200	-0.0080	0.220	0.0090	>1600 to 2000	-2.000	-0.080

Standard Tolerances (ISO/ABMA)

Radial Ball and Roller Bearings

CLASS 6 / ABEC-3

INNER RACE					OUTER RACE					WIDTH TOLERANCES		
Bore tolerance					Outer diameter tolerance					Based on bore		
Bore size	Tolerance		Radial run-out	OD size	Tolerance		Radial run-out	Bore size	Tolerance		Bore size	Tolerance
	ISO	ABMA			ISO	ABMA			ISO	ABMA		
	Class 6	ABEC 3			Class 6	ABEC 3			Class 6	ABEC 3		
	+0.000	+0.0000			+0.000	+0.0000			+0.000	+0.000		
	to	to			to	to			to	to		
[mm]	[mm]	[inch]	[mm]	[mm]	[mm]	[inch]	[mm]	[mm]	[mm]	[inch]	[mm]	[inch]
>80 to 120	-0.015	-0.0006	0.013	>80 to 120	-0.013	-0.0005	0.018	>80 to 120	-0.200	-0.008		
>120 to 150	-0.018	-0.0007	0.018	>120 to 150	-0.015	-0.0006	0.020	>120 to 150	-0.250	-0.010		
>150 to 180	-0.018	-0.0007	0.018	>150 to 180	-0.018	-0.0007	0.023	>150 to 180	-0.250	-0.010		
>180 to 250	-0.022	-0.0009	0.020	>180 to 250	-0.020	-0.0008	0.025	>180 to 250	-0.300	-0.012		
>250 to 315	-0.025	-0.0010	0.025	>250 to 315	-0.025	-0.0010	0.030	>250 to 315	-0.350	-0.014		
>315 to 400	-0.030	-0.0012	0.030	>315 to 400	-0.028	-0.0011	0.035	>315 to 400	-0.400	-0.016		
>400 to 500	-0.035	-0.0014	0.035	>400 to 500	-0.033	-0.0013	0.040	>400 to 500	-0.450	-0.018		
>500 to 630	-0.040	-0.0016	0.040	>500 to 630	-0.038	-0.0015	0.050	>500 to 630	-0.500	-0.020		
>630 to 800	-0.050	-0.0020	0.045	>630 to 800	-0.045	-0.0018	0.060	>630 to 800	-0.750	-0.030		
>800 to 1000	-0.065	-0.0026	0.050	>800 to 1000	-0.060	-0.0024	0.075	>800 to 1000	-1.000	-0.040		

Standard Tolerances (ISO/ABMA)

Radial Ball and Roller Bearings

CLASS 5 / ABEC-5

INNER RACE				OUTER RACE				WIDTH TOLERANCES					
Bore tolerance				Outer diameter tolerance				Based on bore					
Bore size	Tolerance		Radial run-out	OD size	Tolerance		Radial run-out	Bore size	Tolerance		Bore size		
	ISO	ABMA			ISO	ABMA			ISO	ABMA			
Class 5	ABEC 5		Class 5	ABEC 5		Class 5	ABEC 5	Class 5	ABEC 5		Class 5	ABEC 5	
+0.000	+0.0000		+0.000	+0.0000		+0.000	+0.0000	+0.000	+0.000		+0.000	+0.000	
to	to		to	to		to	to	to	to		to	to	
[mm]	[mm]	[inch]	[mm]	[mm]	[inch]	[mm]	[inch]	[mm]	[mm]	[inch]	[mm]	[inch]	
>80 to 120	-0.010	-0.0004	0.006	0.0024	0.0004	-0.010	0.0004	0.010	0.0004	0.0004	>80 to 120	-0.200	-0.008
>120 to 150	-0.013	-0.0005	0.008	0.0030	0.0004	-0.011	0.0004	0.011	0.0004	0.0004	>120 to 150	-0.250	-0.010
>150 to 180	-0.013	-0.0005	0.008	0.0030	0.0004	-0.013	0.0005	0.013	0.0005	0.0005	>150 to 180	-0.250	-0.010
>180 to 250	-0.015	-0.0006	0.011	0.0004	0.0004	-0.015	0.0006	0.015	0.0006	0.0006	>180 to 250	-0.300	-0.012
>250 to 315	-0.018	-0.0007	0.013	0.0005	0.0005	-0.018	0.0007	0.018	0.0007	0.0007	>250 to 315	-0.350	-0.014
>315 to 400	-0.023	-0.0009	0.015	0.0006	0.0006	-0.020	0.0008	0.020	0.0008	0.0008	>315 to 400	-0.400	-0.016
>400 to 500	-0.027	-0.0011	0.018	0.0007	0.0007	-0.023	0.0009	0.023	0.0009	0.0009	>400 to 500	-0.450	-0.018
>500 to 630	-0.033	-0.0013	0.026	0.0010	0.0010	-0.028	0.0011	0.025	0.0010	0.0010	>500 to 630	-0.500	-0.022
>630 to 800	-0.040	-0.0016	0.030	0.0012	0.0012	-0.035	0.0014	0.030	0.0012	0.0012	>630 to 800	-0.750	-0.030
>800 to 1000	-0.050	-0.0020	0.035	0.0014	0.0014	-0.040	0.0016	0.035	0.0014	0.0014	>800 to 1000	-1.000	-0.040

Load Rating Calculation

Scheerer Bearing Corporation utilizes the ANSI/ABMA Standards 9 and 11 for the calculation of life and load ratings of ball and roller bearings. Many of the variables used in these calculations represent adjustable factors such as operational conditions. The standard load ratings should be used as a basic guide for reference only. In sensitive applications, specific load ratings should be verified before bearing selection has been completed.

Basic Dynamic Load Ratings

Basic Dynamic Load Rating represents the constant radial or axial load which a bearing can theoretically endure over 1,000,000 revolutions. This condition encompasses applications that utilize a stationary outer race with a rotating inner race component. The ratings shown in this catalog are defined by ANSI/ABMA Standard 9 and Standard 11. For non-catalog bearings, contact Scheerer Bearing Corporation for basic dynamic load ratings.

Static Load Ratings

Static loads occur when a bearing is in a non-rotating state. Static load ratings are typically higher than dynamic load ratings due to deformation of the rolling elements, which increases the contact surface between the loaded components. Scheerer's static load ratings indicate the load at which this deformation does not exceed the allowable deflection of these potentially dynamic components. As with the dynamic load ratings, Scheerer Bearing Corporation utilizes the ANSI/ABMA Standards 9 and 11.

Bearing Fatigue Life

Bearing fatigue life is an estimate representing the number of revolutions (or hours) that a bearing will complete before failing. ABMA and RBEC standards specify bearing failure as the presence of metal fatigue. Failure is identified by failure modes such as spalling or excessive plastic deformation on the bearing's dynamically loaded components. By nature, the factors that determine bearing failure extend from notable variances within ABEC allowable specifications to the molecular level of the bearing materials. As a result, the industry method for lifecycle calculation incorporates a statistical approach which utilizes several key variables in a basic equation.

L₁₀ Life and Reliability

L₁₀ is the industry standardized variable for the total number of revolutions that 90% of a group of identical bearings will theoretically meet or exceed. When considering an individual bearing, L₁₀ refers to the life associated with a 90% degree of reliability.

Basic Life Equations:

L₁₀ Ball Bearings

$$L \text{ (cycles)} = \left(\frac{C_r}{P_r} \right)^3 \times R_f \times M_f$$

L₁₀ Cylindrical Roller Bearings

$$L \text{ (cycles)} = \left(\frac{C_r}{P_r} \right)^{10/3} \times R_f \times M_f$$

Convert to Hours of Operation

$$L \text{ (hours)} = 1,000,000 / N \times 60$$

L (cycles) = Cycles (× 1 million)

C_r = Dynamic Load Rating

P_r = Dynamic Equivalent Radial Load (Calculated next page)

R_f = Reliability Adjustment Factor

M_f = Material Adjustment Factor

N = rpm

SCHEERER Engineering (Continued)

Dynamic Equivalent Radial Load Calculation

In cylindrical roller bearings, dynamic equivalent radial load is simply the radial load present during operation. However, when calculating L_{10} for ball bearings, dynamic equivalent radial load accounts for the presence of potential axial loads translating these loads into a quantifiable radial variable.

Generally, equivalent radial load can be sequestered by the magnitude of these applied axial loads. As such, it is represented by one of the two basic equations below. Equation 1 represents an application with negligible axial loads. Equation 2 represents the equivalent radial load of a bearing with intended or significant applied axial loads.

1. $P_r = S \times F_r$
2. $P_r = X \times S \times F_r + Y \times F_a$

F_r = Applied Radial Load

F_a = Applied Axial Load

S = Component Rotational Factor

X = Radial Load Adjustment Factor

Y = Axial Load Adjustment Factor

It is important to note that the standard L_{10} rating accounts for industry standard 52100 bearing steel. For bearings that utilize special materials, consult Scheerer Engineering for an adjusted life calculation.

The following table can be used to determine the S, X, and Y variables:

Bearing Type	Inner Ring Rotating	Outer Ring Rotating	Directional Adjustment Factor	
Radial ball bearings	S	S	X	Y
0°	1	1.2	*	*
Bearing Type	Inner Ring Rotating	Outer Ring Rotating	Directional Adjustment Factor	
Angular contact ball bearings with contact angle:	S	S	X	Y
20°	1	1.2	0.43	1
25°	1	1.2	0.41	0.87
30°	1	1.2	0.39	0.76
35°	1	1.2	0.37	0.66
40°	1	1.2	0.35	0.57

*If axial loading is present during use of a radial ball bearing, contact Scheerer Engineering to review potential effects on lifecycle.

Limiting Speeds

Limiting Speeds are highly dependent on operating conditions and adjustable factors that inhibit general specification. Therefore, one may obtain basic limiting speeds of radial and angular contact bearings using the following equation:

$$N = \frac{S_f}{P_d}$$

N = Limiting Speed (rpm)

S_f = Speed Factor

$$P_d = \text{Pitch Diameter (in.)} = \left(\frac{\text{Bearing O.D.} + \text{Bore}}{2} \right)$$

The table at right can be used to determine the Speed Factor (S_f).

Bearing Type	ABEC-1		ABEC-5	
	Oil	Grease	Oil	Grease
Radial Ball Bearings	13,800	11,800	15,750	13,800
Angular Contact Bearings	15,750	11,800	15,750	13,800
Cylindrical Roller Bearings	11,800	5,900	11,800	5,900
Spherical Roller Bearings	11,800	5,900	11,800	5,900
Tapered Roller Bearings	11,800	5,900	11,800	5,900

SCHEERER About Scheerer Bearing

With two plants based in eastern Pennsylvania, Scheerer Bearing Corporation manufactures both standard series and specialty bearings. Our product lines encompass radial, axial, and combination bearings of many types including:

- Deep Groove Ball
- Angular Contact Ball
- Slewing Ring
- Tapered Roller
- Spherical Plain
- Custom Design
- Cylindrical Roller
- Spherical Roller
- Engineered Solutions & Assemblies

This catalog includes only a small segment of our total product offering.

Scheerer has approximately 30,000 active part numbers.

As a general guideline, we can manufacture most any bearing from approximately 2" I.D. and up.

Low volume, hard to find, and obsolete requirements are our manufacturing strengths. Additional services include bearing reconditioning, bearing rework (i.e. - clearance changes, feature modification, flush/match grind, etc.), and failure analysis.

If a unique solution is needed or a bearing cannot be identified, the Scheerer customer service and engineering teams are available to provide additional support with engineered solutions.

When a bearing is required in less than the usual lead time, Scheerer Bearing offers a Quick Delivery Program (QDP), expediting qualified bearings.

For large bearings, Scheerer offers a reconditioning program to maximize the value and lifetime of large bearing investments, saving up to 60% of the cost of a new bearing.

If a part number is not found or for further information, please contact us at 215.443.5252 or sales@scheererbearing.com.



Scheerer Product Line & Services

RADIAL BALL BEARINGS

Single Row Deep Groove
Double Row Deep Groove
Angular Contact
Double Row Angular Contact
Max-Capacity
Self-Aligning
Four Point Contact
Split Inner Race
Reciprocating
All Special Types

BALL THRUST BEARINGS

Flat Seat-Grooved Races
Flat Seat-Flat Races
Self-Aligning
Banded
Single or Double Acting
Combination
Angular Contact
All Special Types

OTHER PRODUCTS

Combination Radial and Thrust Bearings
Large Diameter to over 100"
All Types of Special Bearings
Hardened and Ground Sleeves
Bearing Components
Slewing Ring Bearings
Special Tapered Roller Bearings

RADIAL ROLLER BEARINGS

Cylindrical
Single Row
Multi-Row
Cross Roller
Journal
Spherical
All Special Types

ROLLER THRUST BEARINGS

Plain Type
Washers Only
Self-Aligning
Crane Hook
Combination
Single Acting
Double Acting
All Special Types

SERVICES

Bearing Repair and Reconditioning
Clearance Changes
Bore Tapering
Flush Grinding & Preloading
Add Lubrication Features
Snap Ring Grooving
Inspection Services
Ceramic Ball Installation
Special Coating Applications
Monitoring Operating Conditions
Manufacture Spacers & Grind for End Play
Locating Holes
Install Special Cages



Scheerer Bearing Corporation
645 Davisville Road
Willow Grove, PA 19090 USA

tel 800.443.5252
fax 215.443.7513
sales@scheererbearing.com
www.scheererbearing.com



Manufacturers of Ball and Roller Bearings